


JUNE, 2015



VOLUME 30, ISSUE 6

PRESIDENT'S LETTER

Your backyard is probably the most fruitful and least costly place to improve your Nature Photography skills! Pick a subject (such as a flower or bird's nest) and try capturing it at different times of the day and lighting conditions. Experiment with various apertures, camera angles, and hand holding vs. a tripod. Download the images to your computer and select your favorites. Don't be discouraged if only a small percentage of them are to your liking – this is normal. Crop out elements of the image that are distracting. Try blurring the background and then sharpening key points of interest. If you didn't obtain desired depth of field, try combining several images into one as I did with this Mourning Dove shot. Now is the time to take nature photos before it gets too hot outside!

Yahoo, Chandra and I finally moved in to our new house! We are truly blessed with an abundance of backyard nature. Today I discovered a Mallard Duck sitting on her nest. A few weeks ago Chandra spotted a colorful male Painting Bunting! Living by a lake does bring snakes and lots of wasps, but we have also seen a Great Horned Owl, egrets, geese, snails, lizards, herons, hawks, toads, frogs, geckos and a host of other birds including a male Bluebird feeding 2 babies!



Jim Ross, President.

Below are the **JUNE** refreshment volunteers. Thanks!!!!


- **Steve Jordan**
- **Phyllis Fosdick**
- **John Yates**
- **Catherine Huey**
- **Jackie Ranney**



Please sign up at the next meeting to bring snacks to a future meeting or just give Ed Pierce some money.

Field Trip Report by Lee Hatfield

If you haven't already, please email Lee (leehatfield@me.com) your top 5 Dallas Arboretum images by June 5th for the slideshow. Size them to 1400-2000px on the long side & title each image with your initials & image number



Next Field Trip (June 13th & 14th)
Water Garden Tour (see below for details)

2015 FIELD TRIPS

Please note the date change for our June field trip listed below.

DATE	ACTIVITY
May 2	Dallas Arboretum for spring flowers and White Rock Lake for birds
June 13-14	North Texas Water Gardens Pond Tour. Please email Lee at leeatfield@me.com if you would like to join us to tour several local gardens for day and night photo opportunities this weekend. A book of private gardens with addresses & maps is \$20 and may be used by a group for entrance to all gardens open this weekend. Tripods are allowed.
July 25	TBD - possible workshop on Lightroom editing
Aug 15	Carpool at 10:15 a.m. or meet at the Sun to Moon Gallery, 1515 E Levee St, Dallas from 11:00 to 1:00 to view photography images on display. Lunch in Dallas
Sept 17-20	Wichita Mountains Wildlife Refuge, Lawton, OK (Elk, bison, prairie dogs, sunrise and sunset) Bugling Elk Bus Tour Sept. 19 at 6:30 a.m. and 5:30 p.m., reservations begin 8/31/15.
Oct 17-18	Caldwell Zoo, Opens at 9 a.m. Closes at 4:30 p.m. (\$10.50 adults, \$9.25 seniors 55+) and/or Tyler Rose Show, Tyler, TX.
Nov 6-8	Beavers Bend State Park, north of Broken Bow, OK, Fall Foliage, Talimena Scenic Byway, Ouachita National Forest, Lodging options: Beavers Bend Lodging cabins, Beavers Bend Resort Park Lodge, or hotels in Broken Bow For those who want to book a cabin, here's the link to Beavers Bend Lodging: https://www.beaversbendlodging.com (see below)
Dec 5	Hagerman NWR, Sherman, TX (Geese and ducks)

JUNE 13TH PROGRAM

"Western Ireland" by Eleanore Avery

Eleanore Avery lives in the Dallas area, but does most of her photographing while traveling outside the United States. Her interest in photography grew as she began to travel extensively and she has visited over 66 countries since 1985. In addition to hundreds of awards at local, national and international levels, her photographs have been published in numerous magazines. She is a member of the Dallas Camera Club, Plano Photography Club and the Photographic Society of America (PSA). Although we are used to seeing her adventures in Africa, Eleanore will be sharing a recent trip to western Ireland, where she traveled the back roads. Her quest took her to many ruins and beautiful landscapes....avoiding the busy tourist areas. Lots of GREEN!





Photos by Eleanore Avery

FUTURE PROGRAMS

2015 Speakers		
Date	Speaker	Subject
1/10/2015	Rob Hull	
2/14/2015	John DeFillipo	John Bunker Sands Wetlands Center
3/14/2015	Ron Marabito	Images to Art
4/11/2015	Mike Mezuel	How to stay alive while photographing severe weather.
5/9/2015	Dereck Broman	Bobcats - Texas Parks & Wildlife
6/13/2015	Eleanore Avery	Western Ireland
7/11/2015		
8/8/2015	Russell Graves	TBD
9/12/2015	Marea Downey	Travel Photography
10/10/2015	Robert Bunch	TBD
11/14/2105	Jim Foster	TBD
12/12/2015	Members' Choice	

JUST ONE PHOTO JUNE-Leading Lines and Frames

June's subject is Leading Lines and Frames. How about a little challenge? Strong composition can help turn an ok photo into a real WOW photo. When composing your shot for this month - think about including an element that leads your eye into the photo, or find something that will frame the subject of your photo. Send me ONE photo that you have taken during the month of June that represents your interpretation of the subject. I need the photo emailed to me by midnight of June 30th. You can put your name or initials on the photos if you'd like. This is not a contest to be judged, just an opportunity to show off your talent. Make sure you send your photo in a .jpg format. Email to: t.stone3@sbcglobal.net

GSCCC NEWS

As a member club in the GSCCC, we may submit a total of 4 images from 4 different members to each contest. The contests are held every May, July, September, November, and February. I maintain a collection of images to pick from for use in future competitions. If you would like to participate, please send me copies of your best nature photos (see guidelines above for what is allowed). Files should be resized to no more than 1024 (wide) x 768 (high) and the file name should include the title of the image and the name of the maker. Please do not put your name or copyright on the image itself. Attach files to an email and send to Lpetterborg@tx.rr.com.

Our Club will be judging the July GSCCC Nature competition.

The results of our May projected nature contest entries were Laughing Whitefish Falls by Jack Harrison; 8 pts, Sunshine on my Shoulders by Mike Sweatt; 11 pts, Opal Morning by Anita Oakley; 9 pts, and Osprey Taking Off by Larry Petterborg; 11 pts. As a club, we had 39 points and tied for 4th place (out of 13). You can see the full contest results and the winning images in future GSCCC Newsletters.


The Heard Nature Photographers Club placed fifth overall in projected nature contests for 2014-2015.

NORTH TEXAS NATURE NOTES

In this space, I plan to highlight things for North Texas nature photographers to see and do. Please feel free to send me items of interest to share with the club. Thanks.

1. From Tom Heath, "Here is an interesting web site that may be of interest to our club members - especially rule 9.
9 Things You Need To Know About National Park Photography Rules:
<http://www.backpacker.com/skills/photo-skills/9-things-you-need-to-know-about-national-park-photography-rules/>
2. For those of a certain age (62), a mere \$10 will get you a lifetime "**Senior Pass**" to more than 2000 federal recreation sites including all National Parks and Wildlife Refuges.
<http://www.nps.gov/findapark/passes.htm>
3. Have you heard about "DSLR Arm"? Check it out before it's too late.
https://www.youtube.com/watch?v=xNo5H1cK_gQ
4. Are you tired of all those folks with "selfie sticks"? I am.
https://www.youtube.com/watch?v=1fmQs37YqXg&utm_content=bufferf55b6&utm_medium=social&utm_source=plus.google.com&utm_campaign=buffer

5. Here is an interesting article on “Precise Digital Exposure”. <https://luminous-landscape.com/precise-digital-exposure/>
6. I recently ran into a young man from Brazil while photographing waterfalls in Oregon. His technique for getting really close is to use an umbrella to keep your gear dry until you are ready to make the exposure. See photo below.



7. Please think about entering the **Hagerman National Wildlife Refuge Photography Contest**. If you have questions regarding the photography contest, please contact us on www.friendsofhagerman.com or by email to fohphotoclub@gmail.com. **There is an entry form at the end of this newsletter.**



Meet Peter Gilbert
Club Secretary

1. How long have you been a member of the Heard Nature Photographer Club? “I think from memory I joined in early 2006.”
2. How long have you been "doing" photography? What sparked your initial interest in photography in general? “Not sure what sparked my interest, I know I first got interested age of 14 while in school. I've always been interested in "technical" aspects of photography. Started out around 1968 when I first started working and could afford a camera. First camera was a Minolta SRT-101 that I bought in Fiji. I used that camera until about 1976. At that time I switched to a Mamiya RB67 MF camera (6x7) and built a darkroom in my basement. In 1981 I got a Nikon F3 as a "light" travel camera.”
3. What has been your most memorable nature photo experience? “Probably Yellowstone and Yosemite (call it a tie), although Alaska comes close too.”
4. What have not been able to do and most want to do in nature photography? “Visit and shoot landscapes and wildlife in Iceland.”
5. What advice do you have for nature photographers in the club? “Not sure I'm at all qualified to offer advice, if you want my 2 cents though, just keep on learning and practicing. Know your equipment.”
6. Do you have a web site where members could go to see your images? If so, what is the URL? Smugmug: www.refiningman.smugmug.com
7. Is there anything else that you would like to share with the club? “I can help those with Fuji mirrorless cameras, and Fuji raw images post processing.”

Photoshop Color Cast Removal (from Peter)

1. Tap D to get default Foreground & Background colors
2. Create a new Layer Group and Name it “Offset”

3. Create a new Layer and name it Highlights
4. Using Eyedropper {shortcut I} [opt][alt]-Click on a sample highlight area with a color cast
5. [cmd][ctrl]-Delete to Fill with Background Color
6. Change Highlights Layer Blend Mode to Color
7. [cmd][ctrl]-I to invert Highlights
8. Reduce Opacity of Highlights to about 8~10%
9. Double Click on Highlights Layer to open Blend Properties. On Underlying Layer move shadows (black slider) to 35 then [opt][alt]-Click to split the nub and move to about 145. This protects shadow areas from the Highlights offset adjustment.
10. Tap D to get default Foreground & Background colors
11. Create a new Layer and name it Shadows
12. [opt][alt]-Click with Eyedropper on a shadow area with color cast
13. [cmd][ctrl]-Delete to fill with Background color
14. Change Shadows layer blend mode to Color
15. [cmd][ctrl]-I to invert Shadows
16. Reduce Opacity of Shadows to 8~10%
17. Double-click on Shadows layer to open Blending Properties. On Underlying Layer move the highlights slider to 200 then [opt][alt]-Click to split the nub and move to about 120. This protects the highlights from the shadows color offset adjustment.
18. Fine Tune by reducing Opacity of the Layer Group if necessary.



<http://www.psa-photo.org/>
<http://www.gulfstatesccc.org/>

CLUB OFFICERS

President: Jim Ross
Co -Vice – President: Terree Stone
Co -Vice – President: Anita Oakley
Secretary: Peter Gilbert
Treasurer: Ron Marabito
Membership: John Yates
Refreshments - Ed Pierce
Field Trips – Lee Hatfield
Field Trips: Jack Harrison
Contest Coordinator: Jackie Ranney
Webmaster: Rob Hull
Newsletter Editor: Larry Petterborg
GSCCC Representative: Larry Petterborg

jimrosshome@aol.com
t.stone3@sbcglobal.net
anita.oakley@verizon.net
peter.gilbert@att.net
remarabito@gmail.com
johnyatesphoto@mindspring.com
ed.pierce1@att.net
leeatfield@me.com
jandhharrison@sbcglobal.net
jackieranney@aol.com
info@greatphotography.com
lpetterborg@gmail.com
lpetterborg@gmail.com

Monthly Meeting

June 13, 2015

1:30 PM

Heard Natural Science Museum
1 Nature Place
McKinney, TX

www.heardnaturephotographers.com

Hagerman National Wildlife Refuge 6th Annual Photography Contest
Sponsored by The Friends of Hagerman National Wildlife Refuge

Photography Contest Entry Form

Name: _____

Address: _____

City: _____ State: _____ Zip: _____

Telephone: _____ E-Mail: _____

Entry Information:

Category	Title
1)	
2)	
3)	
4)	
5)	
6)	
7)	
8)	
9)	
10)	

Categories: Wildlife, Flora and Macro, Landscapes, Artistic, Youth

____ I have enclosed \$1 for each entry submitted (total = \$____) and understand if paid with a check and the check fails to clear any and all of my entries will be disqualified.

Entering the 2015 Friends of Hagerman Nature Photo Contest grants the Friends of Hagerman National Wildlife Refuge and the U.S. Fish and Wildlife Service the right to reproduce, publish, and publicly display the submitted photographs in print or electronic form for educational and promotional purposes and/or create items for sale in 'The Nature Nook at Hagerman' without further compensation. Reproduction and display of images will include photographer credit. The submitted photographs will become the property of the Refuge. All other rights to these images will be retained by the photographer.

Entries may be mailed to: Attn-2015 Photo Contest, Hagerman NWR Visitor Center, 6465 Refuge Rd, Sherman, TX 75092, **or** dropped off at the visitor center, in the basket provided for drop off entries, between Jun 1, 2015 to July 11, 2015.

I understand and agree to the contest rules and conditions and certify that all photo entries were produced by me and taken at Hagerman National Wildlife Refuge.

Signature: _____ Date: _____

For Participants under the age of 18, a parent or legal guardian must complete the following:

I have read the contest rules and hereby grant him/her permission to participate in the contest.

Print Name

Signature

Date