


SEPTEMBER, 2015




VOLUME 31, ISSUE 9

PRESIDENT'S LETTER

How can you improve your odds of capturing a striking nature shot? By understanding that wildlife, like people, often follow the same routine. Understanding your subject's routine then allows you to position your camera where the action will be! For example, while vacationing in Wisconsin, my sister Mary noted seeing a Doe and her fawn feeding almost daily around 6am in a grassy area adjacent to our rented cabin. After eating they would often head down in to the lake for a drink. So I got up early and watched the deer eat and then go in to the lake for a drink. My first photos were not good as I was too far away. However, on the last day of our trip I positioned myself on a pier near the spot where I had last observed the deer drinking and bingo – I got the shot I was looking for. In my excitement I blew-out the highlights on the Doe so next time will need to better monitor my exposure. But it sure was fun to watch the deer in the lake! Try this technique yourself – dragonflies will repeatedly land on the same vertical sunlit plant near a pond, birds will land on the same perch before jumping to a feeder, etc.

Jim Ross, President.



Fawn and Doe by Jim Ross

Below are the SEPTEMBER refreshment volunteers:
Thanks!!!!



Please sign up at the next meeting to bring snacks to a future meeting or just give Ed Pierce some money.

JUST ONE PHOTO
SEPTEMBER, 2015



Let's try a different kind of challenge this month, "**Three of a Kind**"; this can be three of the same color, three of the same object, etc. Tap into your creative side. Send Terree Stone your photo by September 30th in a .jpg format.

Email to: t.stone3@sbcglobal.net

Field Trip Report by Lee Hatfield

August Field Trip: Sun to Moon Gallery.

Unfortunately, we only had a couple of people make the trip to the Sun to Moon Gallery but Mike Cameron says their exhibits were great and they enjoyed their tour of the gallery. The September 10 - October 10 exhibit is *Sublime Beauty in Black and White* by Alan Ross if anyone would like to see it.

September 18-20: Wichita Mountains NWR, Medicine Park, OK.

We have 23 members coming on this adventure and we are really excited to have the opportunity to photograph bison, elk, and prairie dogs plus to have lots of landscape photo options. The Medicine Park Art Walk is also that weekend so maybe we can work some shopping into our schedule, too! We'll meet for dinner on Friday night in town and be up for sunrise Saturday and Sunday. Those who want to make a reservation for the Bugling Elk tour bus need to call the refuge on Monday, August 31 to reserve a seat: 580-429-2151.

Please contact me if you haven't signed up for the trip but still want to go.



Texas Longhorn and Bison Bull at Wichita Mountains NWR by L. Petterborg

October 16-18: Caldwell Zoo and Tyler Rose Festival, Tyler, TX.

We have 13 members signed up for this weekend trip but you can make it a day trip if you like. Lots of photo opportunities at the zoo and then of course there's the Rose Parade, floats, roses and all that goes with a big East Texas festival.



Leopard and Bald Eagle at the Caldwell Zoo in Tyler, TX by L. Petterborg

November 4-9: Beaver's Bend State Park, Broken Arrow, OK.

We have 17 members signed on for this fall foliage trip to southeastern Oklahoma. Think winding roads, hills, forests of pine and hardwood trees, Broken Bow Lake and the Mountain Fork River!

December 19: Hagerman National Wildlife Refuge

January 2016: Bosque del Apache NWR, NM.

Interest continues to build for this field trip and we have 9 members indicating they would like to go. More info to come at our next club meeting.

Sandhill Crane at Bosque del Apache NWR by Lee Hatfield



SEPTEMBER PROGRAM

Our speaker for September is Marea Downey. Marea is a Master Photographer with the Plano Photographic Society. She was also the Plano Photography Club's 2013 Photographer of the Year. She specializes in images of the natural world and travel. She will speak to us about her photographic journey, including what she has learned from the pros she knows and developing a personal style. She will, of course, share many of her wonderful images.



Namibia by Marea Downey



Porth Nanven by Marea Downey

FUTURE PROGRAMS

2015 Speakers		
Date	Speaker	Subject
1/10/2015	Rob Hull	
2/14/2015	John DeFillipo	John Bunker Sands Wetlands Center
3/14/2015	Ron Marabito	Images to Art
4/11/2015	Mike Mezuel	How to stay alive while photographing severe weather.
5/9/2015	Dereck Broman	Bobcats - Texas Parks & Wildlife
6/13/2015	Eleanore Avery	Western Ireland
7/11/2015	Eugene Jabbour	What's New in Cameras
8/8/2015	Mike Cameron	Upper Texas Coast Birds
9/12/2015	Marea Downey	Travel Photography
10/10/2015	Robert Bunch	TBD
11/14/2105	Jim Foster	TBD
12/12/2015	Members' Choice	

GSCCC NEWS

As a member club in the GSCCC, we may submit a total of 4 images from 4 different members to each Projected Nature contest. The contests are held every May, July, September, November, and February. I maintain a collection of images to pick from for use in future competitions. If you would like to participate, please send me copies of your best nature photos (see guidelines http://www.gulfstatesccc.org/html/nature_rules.html). Files should be resized to no more than 1024 (wide) x 768 (high) and the file name should include the title of the image and the name of the maker. Please do not put your name or copyright on the image itself. Attach files to an email and send to Lpetterborg@tx.rr.com.

NORTH TEXAS NATURE NOTES

In this space, I plan to highlight things for North Texas nature photographers to see and do. Please feel free to send me items of interest to share with the club. Thanks.

1. From Peter Gilbert (peter.gilbert@att.net): **FOR SALE**, Epson V700 Photo Scanner. Includes original Epson driver software, plus all original supplied film holders (35mm film strips, 35mm mounted slides, MF, 4x5 and 8x10) together with Better Scanning MF film holder and anti-Newton glass. Excellent condition, not needed by me any more after selling off my film gear. Asking \$350 or close. These are selling on Ebay for \$350~\$500 recently.
2. Also from Peter for anyone interested in Fuji mirrorless cameras;
<http://www.rockynook.com/shop/photography/the-fujifilm-x-t1/?ref=12>
<http://billfortney.com/>
<http://fujifilm-x.com/af/en/index.html>
<http://petebriidgwood.com/wp/blog/>
<http://www.youtube.com/watch?v=xErSiW7G6x0> (a look at Fuji lenses)

I would also recommend people use **Iridient Developer** if they have a Mac system. Adobe LR works "OK" but not as well as Iridient. I can show people how to use Iridient in conjunction with LR if enough people are interested. For those using LR/Photoshop to develop the Fuji X-Trans RAW files ("RAF") they need to use these Sharpening Settings

Amount 30 for most images (15 to no more than 45)

Radius 0.8 (0.8 for landscapes to no more than 1.1 for portraits)

Detail 100 (yes, slide it all the way to the right)


Masking 10 (then use opt/alt key and adjust to mask out smooth surface areas like skies)

3. If you don't already look at the Luminous Landscape (<https://luminous-landscape.com/>) web site regularly, you should! Here are links to several recent articles of interest; <https://luminous-landscape.com/hand-held-focus-stacking/>, <https://luminous-landscape.com/badlands-national-park-a-quick-guide-to-photography-2/>, and <https://luminous-landscape.com/the-perfect-photograph/>.
4. David Wells (<http://thewellspoint.com/>) had an article in the September issue of Outdoor Photographer where he shared his method of finding the best light for outdoor photography. Here is a link to his podcast on the subject, <http://thewellspoint.com/the-wells-point-podcast/>.
5. **Prairie Timbers Audubon Society** has their monthly bird walk on Saturday, September 12th - 8am at the Heard. The same day as our meeting – if you want to find out more about birds or are interested in birding, this is a great opportunity. Reminder – as a club member, we get in free the day of our club meeting.



6. **Blackland Prairie Raptor Center** will be having a raptor talk and a bird walk Saturday, Sept. 5th. See <http://www.bpraptorcenter.org/> for more information.

Meet JACK HARRISON



1. How long have you been a member of the Heard Nature Photographer Club?

To the best of my recollection I joined the club in 2003, so that would make it about twelve years.

2. How long have you been "doing" photography? What sparked your initial interest in photography in general?

I purchased my first “serious” photo gear in October 2001 – and the camera used 35mm film. I made the change to digital in 2006 when Nikon introduced its D200 10-mega pixel camera. (Wow! 10 mega pixels!)

I grew up on a small Texas farm and have had a deep interest in the natural world all my life. I always enjoyed shooting family and travel snapshots – especially after an early retirement in 1993, and particularly on trips my wife and I enjoyed thereafter. The progression to nature photography came naturally, I suppose. A grandson got the golf clubs and other family members inherited all the fishing tackle after the photo bug bit. None of several past hobbies comes close to the fulfillment provided by nature photography, and it’s the only hobby I pursue today.

3. What has been your most memorable nature photo experience?

My most memorable photo experience probably would be the day a female grizzly, followed by two cubs, walked past me at a distance of about ten feet in Yellowstone National Park as I tried to hide behind the camera and tripod. Not only did I not trigger the shutter, I don’t think I even breathed! I’ve had the great pleasure to visit several of the national parks, forests and monuments – even one national lakeshore – and every one of those trips has been deeply memorable and enriching.

4. What have not been able to do and most want to do in nature photography?

I'd like very much to return to Acadia National Park in Maine – this time with a camera. But the place I'd most like to photograph is the Olympic Peninsula in Washington and the coast of Oregon. (As this is written, guess who's up there at this very moment: MARABITO, of course!)

5. What advice do you have for nature photographers in the club?

I'm the one who should be on the receiving end of advice, but – in addition to knowing your equipment well and using it often, I've found that returning to a favorite place repeatedly can yield nice results. I've visited Yellowstone and Grand Teton National Parks nine times since 2003 – the last time (in September 2013) with our late and dear friend, Harold Green and his wife, Nell.

6. Do you have a web site where members could go to see your images? If so, what is the URL?

I recently uploaded photos to Smugmug. It's at www.jackharrison.smugmug.com.

7. Is there anything else that you would like to share with the club?

Many thanks to my friends in the club for sharing their knowledge with me. It has been deeply appreciated.

SOME OF JACK'S FAVORITES



Storm Clouds Over the Tetons



Spotlight on Moran



Sunrise at Caddo Lake

Rainier Wildflowers





<http://www.psa-photo.org/>
<http://www.gulfstatesccc.org/>

CLUB OFFICERS

President: Jim Ross
Co -Vice – President: Terree Stone
Co -Vice – President: Anita Oakley
Secretary: Peter Gilbert
Treasurer: Ron Marabito
Membership: John Yates
Refreshments - Ed Pierce
Field Trips – Lee Hatfield
Field Trips: Jack Harrison
Contest Coordinator: Jackie Ranney
Webmaster: Rob Hull
Newsletter Editor: Larry Petterborg
GSCCC Representative: Larry Petterborg

jimrosshome@aol.com
t.stone3@sbcglobal.net
anita.oakley@verizon.net
peter.gilbert@att.net
remarabito@gmail.com
johnyatesphoto@mindspring.com
ed.pierce1@att.net
leeatfield@me.com
jandhharrison@sbcglobal.net
jackieranney@aol.com
info@greatphotography.com
lpetterborg@gmail.com
lpetterborg@gmail.com

Monthly Meeting **SEPTEMBER 12, 2015**

1:30 PM

Heard Natural Science Museum
1 Nature Place
McKinney, TX

www.heardnaturephotographers.com