

HEARD

Nature Photographers

www.heardnaturephotographers.com



Volume 32, Issue No. 06

June, 2016

PRESIDENT'S LETTER

How do you take photos at dusk without using a flash? First, scout the location during daytime so that you know the terrain and where to set-up for the best opportunities. These Owl images were all taken within 70 yards of the nesting box (see March 2016 newsletter). Next, use a sturdy tripod to keep the camera still. Set your camera to Aperture priority and start with the widest opening on your lens. Increase the ISO setting until you achieve an acceptable shutter speed (although higher ISO results in more grain). Use a cable shutter release to further reduce camera shake. As it gets darker, increase ISO and keep shooting! Post-process the images using Shadows/Highlights in Photoshop.



Jim Ross, President.

HEADS UP!!

In November we will accept Officer Nominations for the 2017 calendar year and in December will hold officer elections. A brief description of each office is provided below. Let us know if you are interested.

HNPC OFFICER DISCRIPTIONS

President: Manage club affairs and allocate resources to help each office to be successful.

Vice President: Select / coordinate meeting presenters, venue, and oversee officer elections.

Secretary: Record Officer meeting minutes and document key internal club communications.

Treasurer: Manage the financial affairs of our club and keep an updated membership roster.

Membership Coordinator: Welcome new members and provide Name Badges.

Refreshments Coordinator: Organize and coordinate refreshments at monthly club meetings.

Field Trip Coordinator: Organize and coordinate Field Trips, Photo outings, and Learning events.


Contest Coordinator: Manage / coordinate the annual Photo Contest for the Heard Nature Center.

Webmaster: Update, maintain and manage the club's website.

Newsletter Editor: Champion generation / distribution of newsletter and club communications.

GSCCC Representative: Coordinate club's participation in the Gulf States Camera Club Council.

Below are the JUNE refreshment volunteers:



Please sign up at the next meeting to bring snacks to a future meeting or just give Ed Pierce some money. Thanks to all that contribute to making our meetings more enjoyable!

JUST ONE PHOTO, by Terree Stone (June's subject is OPEN)

June's subject is **OPEN**. What could be easier than sending one of your favorite June images? Go out there and be creative and send me what looks good to you. Send ONE photo that you have taken during the month. Please email to me by midnight of June 30th. You can put your name or initials on the photos if you'd like. This is not a contest to be judged, just an opportunity to show off your talent. Make sure you send your photo in a .jpg format. Email to: t.stone3@sbcglobal.net

FIELD TRIP REPORT BY JACK HARRISON


On Saturday, May 7, ten intrepid photographers from the Heard Nature Photo Club braved seventy-degree temperatures and generally light winds to capture the beauty always available at the Dallas Arboretum. Results of their efforts will be compiled into a slide show by Ron Marabito and shown at a future club meeting. The next scheduled field trip is on June 18 at the Hagerman National Wildlife Refuge near Sherman.



Dewy by J. Harrison



Breezy by J. Harrison



Arboretum Falls by J. Harrison

FUTURE FIELD TRIPS

June 18, 2016 Hagerman NWR Butterfly Garden and Haller's Haven or Harris Creek Walk - members will meet at 7:30 a.m. at the butterfly garden behind the visitor center. Options include butterflies, wildflowers and birds plus a walk along the Harris Creek Trail.

July 23 2016- Ft. Worth Botanical Gardens Butterfly Garden.

August 6, 2016 Tabletop Workshop at the Heard SRC, 10 a.m. to 4 p.m.

September 10, 2016 Heard Sanctuary Trail Walk, butterflies and birds, this is our meeting day and we can enter the sanctuary at 7:30 a.m.

October 25-30, 2016 Ozarks Fall Foliage, landscapes and wildlife in Arkansas

November 19, 2016 John Bunker Sands Wetlands, wildlife and birds

December 17, 2016 Ft. Worth Japanese Gardens for fall foliage.

Please sign up for field trips in advance so that we know who plans to attend, leeatfield@me.com. Thanks

GSCCC NEWS

The 2016 Gulf States Camera Club Council (<http://www.gulfstatesccc.org/>) convention was hosted by the Beaumont Camera Club in early May. There were many fine programs and activities available to the assembled participants. I encourage you to seriously consider attending the conference next year, there are always things to learn and do at these meetings and perhaps you will get to a place you hadn't been to before. I very much enjoyed being able to meet Rick Sammon (<http://ricksammon.com/>) and return to High Island.

At the annual banquet, held on the last night of the convention, the individual and club awards for the just completed competition year were handed out. I am happy to report that the Heard Nature Photographers Club has won second place in the Projected Nature division for the contest year 2015-16. There are a total 27 clubs in GSCCC and while not all clubs enter the bi-monthly nature photograph contests, enough do that I think we can be very proud of our accomplishment. That said, I think that we can do better. ***What we need is for each of you to send me your best nature images.*** I collect the submissions and maintain a library from which I can select pictures to send in to the competitions. The better the images I have in the library, the better the club can do in the contests.

As a member club in the Gulf States Camera Club Council (GSCCC), we may submit a total of 4 images from 4 different members to each Projected Nature contest. The contests are held every May, July, September, November, and February. I maintain a collection of images to pick from for use in future competitions. If you would like to participate, please send me copies of your best nature photos (see guidelines <http://www.psa-photo.org/index.php?nature-nature-definition>). Files should be resized to no more than 1024 (wide) x 768 (high) and the file name should include the title of the image and the name of the maker. Please do not put your name or copyright on the image itself. Attach files to an email and send to Lpetterborg@gmail.com.

Below are our entries to the May contest judged by our friends at the Plano Photography Club. Our club will be judging the July competition which means that there will only be 3 more opportunities to compete this year (Sept., Nov. & Feb). We only need 12 more outstanding nature images to win this thing.



Spider #1 by Bill Vansco-12 pts.

Antelope Canyon by Peter Gilbert-11 pts.




Flight Hazzards by Mike Sweatt- 9 pts.

Eastern Meadowlark by L Petterborg- 14 pts. (2nd)

NORTH TEXAS NATURE NOTES

In this space, I plan to highlight things for North Texas nature photographers to see and do. Please feel free to send me items of interest to share with the club. Thanks.

1. The Dallas Camera Club (<http://www.dallascameraclub.org/>) is hosting Canon Explorer of Light, David Bergman June 28th at 7 pm. David is a New York based music and sports photographer. His presentation is titled "Separate Yourself From the Pack". The meeting location is Congregation Shearith Israel, 9401 Douglas Ave, Dallas, TX.
2. White Rock Lake Photo Contest: <http://www.whiterockdallas.org/2015-white-rock-lake-photo-contest/>
3. Tips for getting sharper images: <http://petapixel.com/2016/05/17/technique-nailing-sharp-images-long-lens-tripod/>
4. Tips to improve cell phone photos: <http://9to5mac.com/2016/05/16/10-tips-tricks-improve-iphone-photography-camera-app/>
5. Remind you of anyone you know? <http://petapixel.com/2016/05/10/photographers-become-like-pigeons/>



JUNE PROGRAM

ROB HULL



Paradigm Shift: How to Thrive in a World of Change

Description:

The world of photography has gone through some incredible changes over the past few years and the future promises even more. The pace of these changes can almost be described volatile.

So how do you thrive in this type of an environment? Whether you depend upon photography as a source of income or just like to create images to sooth your soul, there are things that you can do to ensure that you thrive in this dynamic environment.

Take a look in the rear view mirror to see where we've come from - how photography was born and through its adolescence. Explore the forces that are changing this industry today and look down the road at the future.

If there is one certainty it's that change is inevitable. Join us as professional photographer, author and educator Rob Hull helps you discover what you can do today to ensure that you thrive in this wild and crazy industry.

Author Bio:

For detailed biography visit...

<http://www.tonycorbell.com/rob-hull>





FUTURE PROGRAMS

MONTH	SPEAKER	TOPIC
JUNE	ROB HULL	PARADIGM SHIFT
JULY	TOM SAVAGE	PHOTOGRAPHING BEARS IN ALASKA
AUGUST	THOMAS MYNT	VIDEO

BUY, SELL, OR TRADE

If you have equipment needs, please send us a description and the terms.

We have over 125 members that may be able to help you.

+++++

B&W Print via Nik Silver Efex 2 By Peter Gilbert

1. Develop raw file without sharpening, and use “Neutral” (or whatever your particular camera model calls it) camera profile to get natural or neutral colors.
2. Apply the following adjustments in the Basic Panel (you might want to save these as a Develop Preset named “B&W Super Flat”)

Exposure	0
Contrast	-70
Highlights	-25
Shadows	+35
Whites	0
Blacks	+15

3. Launch Silver Efex 2 and select the red or yellow color filter to begin with. You can also tweak the filter’s hue and/or intensity according to taste.
4. Generously push the Brightness/Midtones slider to the left, to about -80. This will greatly darken the image.
5. Recover the highlights by alternatively pushing the dynamic brightness and the amplify whites enhancer sliders to the right. Make sure you don’t get any white halos on dark/white edges (too much dynamic brightness) or too much contrast (too much whites enhancer).
6. Sharpen the image locally using Control Points and Structure.
7. Also use Control Points to selectively lighten or darken some areas.
8. Go to the Toning options and select Silver Hue at 30 deg. And add 20% amount of “silver tone”. This warms up the image just a bit.
9. Back in LR, apply the following adjustments in the Basic Panel (you can also save these settings as a Develop Preset named “Added B&W Contrast”)

Exposure	0
Contrast	+10
Highlights	-30
Shadows	0
Whites	+25
Blacks	-35

10. Next, check the Histogram for any Highlights Clipping and make adjustments to suit.
11. Add a vignette if needed, and apply any desired output sharpening.



<http://www.psa-photo.org/>

<http://www.gulfstatesccc.org/>

CLUB OFFICERS

President: Jim Ross

Co -Vice – President: Terree Stone

Co -Vice – President: Anita Oakley

Secretary: Peter Gilbert

Treasurer: Ron Marabito

Membership: Peter Gilbert

Refreshments - Ed Pierce

Field Trips – Lee Hatfield

Field Trips: Jack Harrison

Field Trips: Jack Twiggs

Contest Coordinator: Jackie Ranney

Webmaster: Rob Hull

Newsletter Editor: Larry Petterborg

GSCCC Representative: Larry Petterborg

jimrosshome@aol.com

t.stone3@sbcglobal.net

anita.oakley@verizon.net

peter.gilbert@att.net

remarabito@gmail.com

peter.gilbert@att.net

ed.pierce1@att.net

leehatfield@me.com

jandhharrison@sbcglobal.net

jackphotography@gmail.com

jackieranney@aol.com

info@greatphotography.com

lpetterborg@gmail.com

lpetterborg@gmail.com

Monthly Meeting

June 11, 2016

1:30 PM

Heard Natural Science Museum

1 Nature Place

McKinney, TX

<http://www.heardnaturephotographers.com/>.