

HEARD

Nature Photographers Club

www.heardnaturephotographers.com



Volume 33, Issue No. 6

June 2017

PRESIDENT'S LETTER FOR JUNE

I can't believe how quickly the need comes around for writing my letter to the club.

You know that I led a group of club members at White Sands, NM in May. It was a great trip and everyone had a good time. Most days it was in the upper 70's and low 80's but at sunrise, it was in the mid 40's. Temperature rises quickly after the sun comes up. We had clouds a couple days which really made for some good photos, many of which you will see in the slideshow in the June meeting. Tom Murto had to leave after one day. His wife was ill. Greg Chappell was the explorer in the group. When we got there at 5:00 am and went in to the park, he would be with us a short while and wander off, never to be seen until the evening shoot. He hiked miles into the dunes every day.

On May 21st. I attended Terree Stone's Field Trip to Hutchins, TX where we photographed birds in flight with "Window to the Wild, Inc.". Rainy when we first arrived, but we lucked out and managed a good shoot with one short delay. I found out that I'm not very good at birds in flight. I threw away more images than I kept. Biggest problem is locking on focus and holding it. After this, we wandered around "Rogers Wildlife Rescue" Most noteworthy was the fact that the hawk decided I must be bait and landed on my left arm for one flight. He did penetrate the skin and drew some blood. Can you believe no one caught the shot. Terree came close. Those talons are like needles.

On a more personal matter, I have been having a lot of lower back pain lately and it is beginning to limit my movements. I signed up with a gym to try to strengthen my core and I'll give you an update on my progress in the next newsletter. It is very annoying. On top of that, the ripple on the retina of my left eye has grown some, so on June 12th I will have surgery to relieve it. Recovery will probably be a couple weeks. I guess my 85 years is catching up a little.

Remember we will vote on the new By-Laws and Policies & Procedures at the June meeting. Visit the club website and check them out. They will take effect in January 2018.

Thanks for picking up all my free stuff at the last meeting. Hope you get some good out of the items. Boy, things sure do accumulate over the years. Unfortunately, no one took the cables, so I guess they will go to hazardous recycle dump on my next visit.

See you at the meeting. Ron Marabito, President

Below are the JUNE Refreshment Volunteers:

- John Yates
- Sharlott Hasty
- Brigitte Kiba
- Elizabeth Shore

- Only two volunteers signed up for July
- No volunteers signed up for August - November



Be sure to sign up at the next meeting to bring snacks to a future meeting. If you would prefer to just give some **money** for refreshments, that's ok too. Please make donations to the club by way of Club Treasurer, **Peter Gilbert**. Thanks to all that contribute to making our meetings more enjoyable!

JUNE MEETING SPEAKERS

Ron and Sharlott Hasty



Make Your Photography More Interesting, Fun and Exciting: Add Motion and Emotion

Ron and Sharlott are members of the Heard Nature Photographers Club, the Plano Photography Club and the Denton Camera Club. They are both award winning photographers.

They have traveled all over the world photographing landscapes and wildlife. They judge photography contests, make photography presentations, teach photography classes and do their own printing for contests and exhibits.

They are both educators, with Ron retired from university teaching and Sharlott retired from teaching elementary children.

For our June program, they will share information on making your photography more interesting and exciting, by adding motion and emotion to your images.



Trece Admiring Her Horse









Trece Racing in Deep Snow

2017 SPEAKERS AND PROGRAMS

Date	Speaker	Subject
14-Jan	Jeff Parker	Jaguars and the Pantanal
11-Feb	Arlington Camera	GoPro and DSLR video photography
11-Mar	Dennis Fritche	Printing
8-Apr	Ron Marabito	Yellowstone
13-May	Frank Richards	Leading the Eye
10-Jun	Sharlott and Ron Hasty	Make Your Photography More Interesting, Fun and Exciting: Add Motion and Emotion
8-Jul	Steve Reeves	National Parks
12-Aug	Larry Petterborg	Patagonian Pumas
9-Sep	Kathy Adams Clark	Travel Photography
14-Oct		
11-Nov	Dan Leffel	TBD

FIELD TRIPS by Terree Stone

I'm going to start rating our trips so that those of you that can't make the trip and want to go at a different time will have an idea of the pro and cons for that place. I'm going to be rating the places from  - may not be worth your time, to      - must see. ***This is based on my opinion only.***

Recent Field Trip Report

Field Trip – Fort Worth Nature Center

Rating:     

Pros: There is a variety of things to photograph at the Nature Center. They have lots of monthly programs including kayaking. The Interpretative center has a water feature with bird feeders that attract a lot of different birds and squirrels; there is a place to view it from inside in the air conditioning. Herd of Bison and reintroducing a new family of prairie dogs soon. You drive through most of the Nature Center and most of the hikes are fairly easy.

Cons: It is a drive from the Dallas area. You need to make sure to bring water and snacks with you since it is a little bit of a drive to the nearest place to purchase anything.

Fort Worth Nature Center Trip:

Peter Gilbert, Jackie Ranney, Mary Binford, Fay Stout and Deanne Ward met at the Fort Worth Nature Center. The heard of Bison were near the fence and we were able to get some images of them with their babies. We found out the Prairie Dog town was wiped out a few years ago during the drought and they were working to get some new ones sometime this year. At the Interpretive center, we watched the caretakers feed some of the snapping turtles. Not sure I want to get in any lake water any time soon, those turtles were quick. I think we just missed most of the wildflowers and migrating birds. We did see several different birds at the water feature and feeders while we were at the center. This is also a great place to visit in the fall, when it cools down.

Window to the Wild:

Additional outing added June 4th – please email me if interested



Ron Marabito



[Marc](#) Christensen



L Petterborg

After rescheduling twice, we were finally able to photograph birds in flight. Even though the weather was questionable; Alan Daniel, Larry and Mary Petterborg, Elisabeth Shore, Guy Huntley, Kay Griffith, Pat McCormick, Ron Marabito and Marc Christensen took a chance. We did have a few rain delays, but we were all able to get some great images and find out more about each of their birds. The McNenys are passionate about birds and being their caretakers. It was interesting finding out the history of each of their birds and how they came to reside with them. We did have a treat, getting to feed some chickens live meal worms and had one Japanese Rooster fly between us. After we finished shooting the birds in flight, we walked around Rogers Wildlife Rehabilitation Center and photographed some of the residents. There were a lot of birds roaming around and the peacocks were giving stellar performances for the females. We stopped at Twisted Root burger near SMU on the way back for some lunch.

Caddo Lake and Jefferson – June 16-18



image by [Suzy Guese](#)



Image from Getty images

This should be prime time for the water lilies to be in bloom. There is lodging in Caddo Lake State Park and in Uncertain that is on or near the water. You can also find lodging in Jefferson which is about 30 minutes away. I have located a local boat captain that has agreed to work with us on a morning and afternoon boat tour. The only way to really see Caddo Lake is from a boat. We will meet for a group lunch in Jefferson on Saturday. There is also the Caddo Lake National Wildlife Refuge near the lake that was an old ammunition plant, but has since been turned in to a wildlife refuge. The refuge is drive through with areas you can pull off if you want to shoot photos. It isn't very busy so traffic isn't an issue.

You need to sign up for this field trip to get specific information. Those of you who have signed up make sure you have contacted the boat captain to reserve your space. He will only provide enough boats to handle those who have reserved space in advance. REMINDER – boat trips must be paid for in **CA\$H**.

“JUST ONE PHOTO” – June

Leading Lines

June’s subject is Leading Lines. Leading lines are a technique used to lead the eye towards the main subject of the image using different elements, i.e. a road or rays of light, etc. Send me ONE photo that you have taken during the month of June that represents your interpretation of the subject. I need the photo emailed to me by midnight of June 30th. You can put your name or initials on the photos if you'd like. This is not a contest to be judged, just an opportunity to show off your talent. Make sure you send your photo in a .jpg format, please resize to have longest side 2000 pixels. Email to: t.stone3@sbcglobal.net

GSCCC NEWS

GULF STATES CAMERA CLUB COUNCIL (GSCCC) CONVENTION REPORT



Let the Show Begin by Larry Petterborg

The 2017 GSCCC Convention, hosted by the Cowtown Camera Club, was held in Ft. Worth last month. The GSCCC is a confederation of more than 30 photography clubs from Mississippi, Louisiana, Texas, and Oklahoma. These annual events provide photographers of all levels of experience and with diverse interests to come together in a relaxed setting to learn, share, and socialize. Most club members only know of “Gulf


States” as a sponsor of some regular contests but there is so much more. The GSCCC convention should be on your annual to do list for contributing to your growth as a photographer and enjoyment of the medium.

Speakers this year included well-known local photographers Sean Fitzgerald, David Woo, Rob Hull, Hal Waller, and Drew Hendrix. In addition, acclaimed Texas photographers Earl Nottingham and Russel Graves made presentations. As always, convention sponsors such as Canon and Sigma supported several excellent speakers such as Explorer of Light Tyler Stableford, Doug Hansgate, and Ryan Brown. You would be hard pressed to find a better value for your time and money than the programs available at these conventions.

Along with the many informative presentations to choose from, each convention offers a variety of photographic opportunities for attendees to practice what they have learned. This year the highpoint of the convention was Friday’s visit to the Ft. Worth Stockyards. For a couple of hours before dinner at the Stockyards Station, we were able to photograph members of the Legends of Texas, a group of western actors. Following BBQ, we went to the Stockyards Rodeo for some fast action shooting. Saturday night was the awards banquet, held at the Texas Motor Speedway. It was most gratifying to watch our local clubs (Dallas Camera Club, Heard Nature Photographers Club, and the Plano Photography Club) and their members take home many honors. The HNPC placed third in the Projected Nature category and Larry Wecsler earned an Honorable Mention with his Mandrill Face photo. **If each of you would just send one outstanding nature image (see below), I am sure we could win this thing.**



Mandrill Face by Larry Wecsler



Legends of Texas by Larry Petterborg



As a member club in the Gulf States Camera Club Council (GSCCC), **HNPC** may submit a total of 4 images from 4 different members to each Projected Nature contest. The contests are held every May, July, September, November, and February. I maintain a collection of images to pick from for use in future competitions. If you would like to participate, please send me copies of your best nature photos. Please follow these guidelines from the GSCCC Web Site: *“Nature photography is restricted to the use of the photographic process to depict observations from all branches of natural history, except anthropology and archeology, in such a fashion that a well-informed person will be able to identify the subject material and to certify as to its honest presentation.*

The story telling value of a photograph must be weighed more than the pictorial quality while maintaining high technical quality. Human elements shall not be present, except where those human elements enhance the nature story. The presence of scientific bands, scientific tags or radio collars on wild animals is permissible. Photographs of artificially produced hybrid plants or animals, mounted specimens, or obviously set arrangements, are ineligible, as is any form of manipulation that alters the truth of the photographic statement.

No techniques that add to, relocate, replace, or remove pictorial elements except by cropping are permitted. Techniques that enhance the presentation of the photograph without changing the nature story or the pictorial content are permitted. All adjustments must appear natural. Color images can be converted to grayscale monochrome. Infrared images are not allowed.”

Files should be resized to no more than 1024 (wide) x 768 (high) and the file name should include the title of the image and the name of the maker. Please do not put your name or copyright on the image itself. Attach files to an email and send to Lpetterborg@gmail.com.

The HNPC entries for May, 2017 (as a group we did well earning 45 points)



Puma by Larry Petterborg (13 pts.)



Family Outing by Jack Twiggs (11 pts)



Antelope Canyon by Peter Gilbert (10 pts)



Owl by Micheal Sweatt (11 pts)

+++++

NORTH TEXAS NATURE NOTES

In this space, I plan to highlight things for North Texas nature photographers to see and do. Please feel free to send me items of interest to share with the club. Thanks.

+++++

WEB SITES OF INTEREST

1. <https://photographylife.com/how-to-use-lightroom-a-tutorial-for-beginners/>
2. <https://petapixel.com/2017/05/02/dos-donts-landscape-photography/>
3. <https://petapixel.com/2017/05/02/scout-location-landscape-photography/>
4. <https://petapixel.com/2017/05/03/walkthrough-edit-landscape-photo-lightroom-photoshop/>
5. <https://improvephotography.com/45474/15-helpful-landscape-photography-tips-beginners/>
6. <http://www.highsnobiety.com/2017/05/12/apple-iphone-camera-information-website/>
7. <https://www.tonycorbell.com/blog/2017/5/15/never-forget-the-basics>

PHOTO CONTESTS

1. <https://thepanoawards.com/> 2017 Epson Pano Awards
2. <http://travel.nationalgeographic.com/photographer-of-the-year-2017/>

MEMBER'S FORUM

From: Elinor Hite

How to declutter/organize 10,000 old photos

This is a 30-minute video on a photo project by a daughter whose mother has dementia. She sorted and organized 10,000 loose photos using the KonMari Method of decluttering and by using her own criteria. Back in the day, all photos were printed out from a roll of film, as opposed to currently when a blurry or poor photo is deleted before printing.

https://www.youtube.com/watch?v=le_3wovNsaY

Some of the main points in this video:

1. Discard blurry or bad photos, pictures of unrecognizable people or places.
2. Separate into convenient-size albums for easier handling.
3. Delegate and share the sorting of photos with sibling so they can make their own album.
4. For very small or larger photos, use a photo loose-leaf binder with plastic pages of different size pockets.
5. Send duplicate photos of relatives to them.
6. Use one category per album, such as travel, photos with spouse, photos of children, etc.
7. Do a similar project for your own photos so that when you are old, you do not put this project onto someone else!
8. Use a larger box for any photos that do not fit into a binder or album.

I recommend watching the video if you are contemplating doing this project for yourself or for someone else. If you are not familiar with the KonMari method, suggest you google it. It has by now sold 8 million book copies, and is a great way to declutter anything.

From: Jim Oates

Don't forget to make plans now for the total eclipse in August.

<https://www.ketchumsunvalleyeclipse2017.com/>

If you have items to sale, stories to tell, or just want to express your opinion on topics related to nature and photography, please send me some words and pictures I can put in upcoming newsletters.



<http://www.psa-photo.org/>

<http://www.gulfstatesccc.org/>

2017 CLUB OFFICERS

President: Ron Marabito
Co-Vice President: Larry Wecsler
Co-Vice President: Anita Oakley
Secretary: Peter Gilbert
Treasurer: Peter Gilbert
Membership: Tom Martin
Refreshments: Ed Pierce
Field Trips: Terree Stone
Field Trips: Jack Harrison
Field Trips: Jack Twiggs
Contest Coordinator: Jackie Ranney
Webmaster: Rob Hull
Newsletter Editor: Larry Petterborg
GSCCC Representative: Larry Petterborg

remarabito@gmail.com
lwecsler@yahoo.com
anita.oakley@verizon.net
peter.gilbert@att.net
peter.gilbert@att.net
ntmarti1@tx.rr.com
ed.pierce1@att.net
t.stone3@sbcglobal.net
jandhharrison@sbcglobal.net
jacktphotography@gmail.com
jackieranney@aol.com
info@greatphotography.com
lpetterborg@gmail.com
lpetterborg@gmail.com

Monthly Meeting

JUNE 10, 2017

1:30 PM

Heard Natural Science Museum
1 Nature Place
McKinney, TX

<http://www.heardnaturephotographers.com/>.