



# HEARD

## Nature Photographers Club

[www.heardnaturephotographers.com](http://www.heardnaturephotographers.com)



Volume 34, Issue No. 2

February 2018

**SEE PAGES 14-16**

**FOR CONTEST INFORMATION**

#####

**IMPORTANT REMINDER!!**

**IT'S TIME TO RE-NEW YOUR HNPC MEMBERSHIP FOR 2018**

Time to pay up. The Treasurer would welcome cash. checks, or even better - PayPal for the 2018-member dues, \$20 per household (husband and wife). You can pay me at the January meeting or mail me a check to

Peter Gilbert

[3075 Willow Grove Blvd., Apt 3202](mailto:membership@heardnaturephotographers.com)

[McKinney Texas 75070](mailto:membership@heardnaturephotographers.com)

PayPal works like this:

1. Login (or just sign up to send money if you are not a PayPal member)
2. Go to "Send & Request" then "Pay for goods or services" then
3. Enter the email address "[membership@heardnaturephotographers.com](mailto:membership@heardnaturephotographers.com)"
4. Enter \$20.00 as the amount.
5. Add a message please - indicating who the payment is from e.g. "Peter and Nancy Gilbert 2018 dues"
6. Click "Continue"
7. Confirm the source of your funds (e.g. checking account or credit card)
8. Click "Send Money Now"

#####

+++++

## PRESIDENT'S LETTER FOR FEBURARY

What a great turnout for both my "Digital Mats and Frames" class and our meeting. I had around 35 at the class and we topped 80 for David Hares "Exploring America: A Photographic Journey" at the meeting. I have noticed a few new photos on Facebook with mats and frames. Congratulations on your new journey.

Jerry Reece your new Field Trip Coordinator has produced a treasure of hand-outs for his first "White Rock Lake" Field Trip. If he continues with that work, he will be the greatest. No one should have difficulty with the sites he has chosen and what he is preparing us for. Good job Jerry. I hope the weather cooperates on 27<sup>th</sup> of January. Also, we will be trying to photograph "Trout Lillies" the morning of the February meeting. It is free to all members of the club.

I will be joining Mike Mezuel and one other person to judge the 2018 Richardson Photo Contest on January 30<sup>th</sup>. That should be fun and I am honored to work with Mike.

By the time you read this newsletter, our Heard Photo Contest will be receiving entries. Let's try to have at least one entry from every member of the club. We have had very poor participation in past years from our members and that should not be. No matter your level of expertise, I know you all have a capture worthy of an award. Start searching and get them in.

Guy Huntley and I went to the Plano Train Show and had a blast. We went on Saturday and shot with our DSLR cameras and found they were a little cumbersome. Went back on Sunday and shot with our phones. Much easier and the results were a whole lot better. Took several videos of the moving trains.

For those members that have not paid their 2018 dues, please do so at this meeting.

**Important notice to all board members:** We will have a board meeting at noon in Laughlin Hall prior to our February meeting, so if you are going to be photographing Trout Lillies that morning, quit in time to make the meeting. I have several items on the agenda.


I am looking forward to spring. I don't like the cold.

R.E. (Ron) Marabito, President



## Below are the Refreshment Volunteers:

- John Yates
- Rob Hull
- Kay Griffith
- Ed Pierce



Be sure to sign up at the next meeting to bring snacks to a future meeting. If you would prefer to just give some **money** for refreshments, that's ok too. Please make donations to the club by way of Club Treasurer, **Peter Gilbert**. Thanks to all that contribute to making our meetings more enjoyable!

## PROGRAMS

By Elisabeth Shore, VP

**Jennifer Gilbert**, daughter of our Club Secretary and Treasurer - Peter Gilbert, will be presenting a program on “**DSLR Cinema**”, which will focus on the fundamentals of DSLR video production using your DSLR camera.

Presentation topics will include:

- How to Set Up Your Camera
- Getting Pretty Shots
- Camera Movement
- Basic Video Editing with iMovie


+++++

## Field Trips

When you sign up for participation in a field trip, and this is your first field trip with the club check with Jerry Reece either at the meeting or later at [bjreece@verizon.net](mailto:bjreece@verizon.net) so we can verify that a Waiver of Liability is on file.

Oh, yes, please print your information with care – especially be sure that your name is easy to read. I can always pick the other info off the club roster if you have kept the club up to date with your new info. With my aging eyesight some entries were hard to read last month. I have terrible handwriting, so I empathize.

### Trout Lilies at the Heard



**WHERE:** Heard Nature Science Museum

**WHEN:** February 10<sup>th</sup> and 17<sup>th</sup> at 9 am

The more people I talk to about trout lilies, the more I am suspect that February 10<sup>th</sup> may be a little too early. I am announcing a second date of February 17<sup>th</sup> in addition to the 10<sup>th</sup>. I will go out and check the trails on the 8<sup>th</sup> and send out an email to those who signed up advising if the 10<sup>th</sup> is a go or not. If the 10<sup>th</sup> is a go, then there will be two possible dates for people to go. At the meeting on the 10<sup>th</sup>, I will have an additional sign-up sheet for anyone else that wants to sign up for the 17<sup>th</sup>.

I understand that trout lilies need some sun light to fully open up. When I go out on the 8th and possibly the 10th, I will be checking the light and if the time needs to be adjusted for the 17th I will advise those who signed up by email.

These are little guys close to the ground, so you may get your knees a little dirty. Both regular lenses and macro lenses are appropriate. Considering the small plant size, bring a macro lens along if you have one. A plastic jug diffuser as demonstrated by Ron last year and by myself last month would be helpful to control glare and simplify the background. And do remember to stay on the trails.


Our club members have free admission to the grounds on our meeting day February 10th. On the 17th the cost will be: Adults \$10 Seniors \$7

Meet at the landing area 1/2 way down the stairway after you leave the entrance building to go to the grounds.

A sign-up sheet was available at the January club meeting. If you did not sign up, you may do so by email to Jerry [bjreece@verizon.net](mailto:bjreece@verizon.net) Include Trout Lily Trip in the subject line. Indicate if you are signing up for the 10th alone, the 17th alone or both.

\*\*\*\*\*

## Tulips, Tulips, Tulips!



**WHERE:** Dallas Arboretum

**WHEN:** March 17<sup>th</sup>, 9 am



Early spring color with an emphasis on tulips should be a delight to shoot. A sign-up sheet will be available at both the February and March meetings. We will meet at 9 am in the area just before the ticket windows. If you are not a member of the arboretum, adults are \$15, and seniors are \$12. There is also a parking charge.

The tulip and other flower fields offer a variety of colors and lend themselves to both regular and macro photography. No matter what type or focal length lens you use there are many photographic opportunities here. As we need to stay out of the flower beds, a longer focal length lens of 100mm to 200mm can be useful to have along in order to get closer framing of flowers further from you. Tripods are allowed.

If you have never tried camera in motion still pictures, this is a good venue for experimentation. You basically shoot with a slow shutter speed around 1/10 second to 2 or 3 seconds while having the camera in motion while you are pressing the shutter button. Neutral density filters and/or polarizer to give you a reduction of 3 to 6 stops are often necessary to slow your shutter.

A few days before the trip, detailed information will be sent to all that have signed up or emailed Jerry. Note: If you did not sign up, email Jerry at [bjreece@verizon.net](mailto:bjreece@verizon.net) Include Tulips in the subject line.

Jerry Reece, Field Trip Coordinator

---

### **January Report - White Rock Lake**



Showers and clouds on the 27th caused a change of dates to the 28th. The 28th was complicated by a marathon around the lake; but we survived. About 17 people came on the 28th and a couple of members said that they were going to go

ahead and go on the 27th. There were four stops planned and many of us made at least three of the stops. The fourth stop was in the heart of the marathon activity. The sunrise gave us a little orange to play with and the best shots were just before sunrise and at the moment of sunrise. Boring sky, but some nice reflections on the lake. A large number of pelicans played hooky for our shoot, but a few daring flying friends showed up. A small group of us ventured to the spillway and several of our members shot with neutral density filters to get some silky water. After the shoot six of us met at The Lot for a bite of lunch.



## Upcoming Field Trips For 2018

Jan 27	White Rock Lake	A focus on birds, particularly pelicans
Feb 10	Trout Lilies	Planned for morning of our regular club meeting
March 17	Dallas Arboretum	Dallas Blooms with a focus on tulips
April 28	Tiger Creek Refuge	Emphasis on animal photography
May 19	Weatherford, TX	<b>Clark and the Chandler Gardens</b> – spring bloom
June 16	<i>(Venue and date not yet confirmed)</i>	
July 21	Dallas World Aquarium	Aquatic related animal and plant life
August 4	Workshops	A variety of indoor workshop stations
Sept 22	Scavenger Hunt	Details released closer to the month of the event
Oct 6	John Bunker Sands Wetlands	Birds & wild life (Alternate date –Oct 20 <sup>th</sup> )
Nov 3	Fort Worth Japanese Gardens	Fall Color, gardens, etc.

**Nov 17**      **Turner Falls**      Scenery. (May be an overnight trip during Nov16-18)  
**State Park, Oklahoma**

**Dec 1**      **Hagerman NWR**      Snow Geese, etc.

Please remember that the dates and places are always tentative until the time gets closer. Weather, bird migration timing, bloom times and special events at venues may all necessitate changes of dates and/or locations. This advance calendar, however, will give those of you with long term planning needs a tentative guide to go by.

I have only lived in Texas for a little over a year and there is much I do not yet know about the area. Please do contact me with suggestions of places, timing, dates, etc. that will help improve the field trip experience for our members.

If you have specific information about any of the above locations that will help me in my planning, I would appreciate a word from you.

Jerry Reece  
Field Trip Coordinator  
Contact: [bjreece@verizon.net](mailto:bjreece@verizon.net)

+++++

### **General Courtesies for Field Trips**

Let's review a few items that will make our trips even more successful both for the leaders and the participants. It's a time to share our love of nature photography while strengthening our relationships with each other in pursuit of our passion!

Sign up for the field trip (even if you decide to go at the very last minute). Signing up can be done at each of our meetings or by calling or emailing the Field Trip Coordinator.

Jerry Reece, Field Trip Coordinator  
Cell: 909-223-8052  
Email: [bjreece@verizon.net](mailto:bjreece@verizon.net)

The following guidelines are offered, to improve the quality of our field trip experience.

- When signing up for a trip, provide your name, your cell number and your email address. Complete information is essential since essentially all correspondence/notifications with field trip participants is by email. Cell phone numbers are important for needed contact when on the trip.
- If your spouse or a friend is going, please sign them up separately and provide all of their contact information (their name/their cell number/their email address).



- Reminder that anyone going on our field trips needs to join our club (which includes acknowledgement of the Waiver of Liability) and pay the membership fee.
- If your plans change and you are unable to go on the trip (local or out of town), don't just not show up. Contact the Field Trip Coordinator (preferably by telephone if this is last minute). Frequently our field trip destinations request group size or other information about our group. Without adequate information, making arrangements for large groups can be tricky.
- Carpooling: If a centralized location is chosen for carpooling, please let the Field Trip Coordinator know that you will be participating and be on time on the event day. If you plan to be one of the drivers, that information is also very helpful.
- Carpooling – offer to share in the expense whether it be gasoline or parking charges at the destination.
- While on location be courteous to other photographers. He who gets set up first has priority. This means you need to be cognizant of his/her field of view. Ask if you think you might be in the way. If asked by the photographer to move, please do.
- If the field of view for the shot is limited and others are waiting, please be prudent about getting your shot and letting others get their shot.

#####

## “JUST ONE PHOTO” - FEBRUARY

**RED**

February's subject is “RED”. You could actually see red or submit an image that means Red to you. Send me ONE photo that you have taken during the month of February that represents your interpretation of the subject. I need the photo emailed to me by midnight of February 28<sup>th</sup>. You can put your name or initials on the photos if you'd like. This is not a contest to be judged, just an opportunity to show off your talent. Make sure you send your photo in a .jpg format, please resize to have longest side 2000 pixels. Email to: [t.stone3@sbcglobal.net](mailto:t.stone3@sbcglobal.net)

+++++

## GULF STATES CAMERA CLUB COUNCIL (GSCCC) NEWS

The GSCCC (<http://www.gulfstatesccc.org/>) is a group of 25 camera clubs in the gulf states area. In addition to the monthly inter-club competitions and a newsletter, GSCCC holds an annual convention each spring. The 2018 convention will be held in New Iberia, LA in April (<http://www.gulfstatesccc.org/convention-1/>). Those of you that attended the last convention in New Iberia will remember it was one of the best and most enjoyable get togethers ever. I urge everyone to plan to attend this year.



Our club only competes in the bi-monthly Projected Nature contests. For these contests, we can submit four digital nature images from four different members every other month. I maintain a library of potential submissions and would welcome additional files. So, now that you have made your “member’s choice” picks and are preparing to enter the annual Heard Nature Photography Contest, I would appreciate receiving a few of your very best nature images for future submissions. All entries must be resized to 1024 pixels wide by 768 pixels high, given a title, and not show a watermark. Email files to [lpetterborg@gmail.com](mailto:lpetterborg@gmail.com). If you have questions, please contact me or see <http://www.gulfstatesccc.org/competitions/>.

+++++

### **MEMBER’S FORUM**

**If you have items to sale, stories to tell, or just want to express your opinion on topics related to nature and photography, please send me some words and pictures I can put in upcoming newsletters.**

-----

## **7 Tips *for* Songbird Photography**

**© 2018 ~ Jeff Parker / [ExploreinFocus.com](http://ExploreinFocus.com)**

### **1. Size matters.**

It takes a great big lens to photograph itty bitty birds. Tamron & Sigma both offer 150mm-600mm zooms at a reasonable price if you don’t want to plunk down the cash for a Nikon or Canon 600mm prime. A 400mm or even 300mm with a teleconverter will also work.

### **2. Use a tripod.**

Unless your birds are very habituated, the very motion of raising your camera to your face will likely make them scam. Using a tripod allows you to keep your camera up & ready, thereby minimizing movement. Typically, when the focus is on birds-in-flight (*like at Bosque*) I shoot a

lot by hand, but with songbirds you're mostly going for perched or landing birds rather than birds-in-flight.

### 3. **Go native.**

Use native plants in your yard. Not only do they require less water & upkeep, natives provide favorite foods for your local fliers (e.g., *birds & butterflies*). They also provide appropriate additions to your images. Many commonly sold plants are exotics that provide nothing but structure.

### 4. **Keep that shutter speed up!**

Songbirds are quick-moving & rarely stay still. By using a shutter speed of 1/500 second or faster you will prevent most motion blur.

### 5. **Shoot in bursts.**

Set your camera to high-speed burst mode. By taking a burst of 3—5 shots, when you press the shutter you increase your chances of capturing a keeper. There is usually one shot in a series that is better than the others. Look for a catchlight in the eye, good head position, etc. to decide on which it is. (*Burst mode also lessens the chance of getting only shots with nictitating membranes in them.*)

### 6. **Shoot wide open.**

Use the maximum aperture of your lens. This approach offers a double benefit. By shooting wide open you can maximize the shutter speed for a given level of light. The large aperture also causes the area the bird to blur, which minimizes your image's background distractions.

### 7. **Wait for it.**

Behavior shots are generally preferable to bird-on-a-stick ones. To get them you have to be patient. Wait for your subject to preen, stretch, sing, etc. But don't get too relaxed while waiting—you need to remain diligent so you're ready when the action begins!

\* \* \* \* \*


***Award-winning conservationist photographer, Jeff Parker, leads friendly & informative photo tours & workshops focused on the flora & fauna of North, Central & South America.***

Call (512) 378-3355 ~ or ~

Click [www.ExploreinFocus.com](http://www.ExploreinFocus.com) to learn more



**New HNP Member: Kathy Ledzius**  
**By Tom Martin, Membership/Marketing Coordinator**



Kathy Ledzius (pronounced "Legis," as in the first two syllables of the word "legislature"), originally hails from rural Indiana where she grew up on a farm. As she says, "I was country when country wasn't cool." She first discovered photography and journalism in high school. (What else can you do in rural Indiana?)

She bought her first camera when she was 14 years old. She learned to process her own black and white film in the high school darkroom. Reflecting on that time, she now finds it surprising that her high school in the middle of corn country had a darkroom at all. But, for her, it became her "happy place." Exploring creative ways of processing her images in the darkroom increased her enthusiasm behind the lens.

She attended Purdue University and was "seduced by the dark side" into the study of statistics. Nonetheless, she continued to find fulfillment in photography on her own. After college, she relocated and worked as a research analyst for the State of Arizona. She then moved on to the Great State of Texas settling for many years in the Austin/Round Rock area.

She acquired studio lights to use in photographing her own children occasionally also doing photographic favors for friends. The expense of shooting film led her to shoot sparingly and convinced her to shoot in automatic modes to maximize the likelihood of getting successful images. With the arrival of digital photography, she now goes crazy shooting in manual mode and taking "way too many photos."



Kathy emphasizes landscape and nature photography. She has a real passion for macro photography. Still, she is interested in exploring other photographic genres, as well.

She and her husband, Bob, moved to Parker in 2012. She started taking photography classes at Collin College to improve her knowledge of cameras and Adobe Lightroom. She describes Lightroom as her “new happy place.”

Currently, Kathy shoots with a Canon Rebel SL1, because it is light and easy to lug around. In addition to photography, she enjoys reading, genealogy, research, and travel. She included some very nice images to accompany this article. She is an incredibly nice person who is just as down-to-earth as her Indiana farm upbringing might suggest. Please take a moment to welcome Kathy to the Heard Nature Photographers when you see her at the next field trip or regular meeting.





## IT'S CONTEST TIME!!!

February 3 – 25, 2018 !!!! Now's the time to jump right in to participate in this our 40<sup>th</sup> year for the annual photography contest! Funds raised by the contest support the Heard Natural Science Museum & Wildlife Sanctuary – what a terrific way to say “Thank You” to the Museum!

When did you take the shot – doesn't matter! Hand of man – should be incidental. “Oh, I'm not that good”.....hmmm, come on.....sure you are! Want to see what's been submitted in the past to decide? The 2017 submissions are still available for review (click the link at the very bottom of the club's website home page).

Which of my nature-related images should I submit? There are lots of categories from which to choose and they cover just about anything one could imagine. (See the last two pages of this newsletter for a quick overview!)

February 3 is the first day to submit images – no printing, framing or delivery. What could be easier? It's all digital and everything you need to know about preparing your images can be found on our website:

<http://www.heardnaturephotographers.com/prepare-your-images-1/>

Payment couldn't be easier – within a few days of your submission, we'll send you an invoice. Click the link in the invoice and make your payment via PayPal. Fees are the same as always - \$10/image for Adult submissions; \$5/image for Youth submissions....and there's no limit to the number of submissions one can enter.

More questions? Absolutely everything you need to know about participating is on our website:

<http://www.heardnaturephotographers.com/about-the-contest/>

The closing date for submissions is February 25 and winners will be notified via email between March 11-13, 2018. The award ceremony is scheduled for Sunday, March 18 at 2:00 p.m. and as in the past, the winning images will be displayed “on the big screen” as the awards are presented.

So.....review your images and come be part of the fun while supporting the Heard Natural Science Museum & Wildlife Sanctuary!

Jackie Ranney  
Contest Coordinator  
[jackieranney@aol.com](mailto:jackieranney@aol.com)  
214/478-2107



## 40<sup>th</sup> Annual Heard Nature Photography Contest – 2018

---

*Ribbons awarded for 1<sup>st</sup>, 2<sup>nd</sup>, 3<sup>rd</sup> place winners in each contest category for each division.  
\$100 cash prize & ribbon to Best of Show winners in each of the contest Divisions!*

### **CONTEST CATEGORIES – ADULT DIVISIONS**

- **Adult – Aspiring**

For beginning photographers through those with several years of experience who have not yet met the “Experienced” criteria.

- **Adult – Experienced**

Comfortable with the technical aspects of the camera. Proficient in the concepts of composition, exposure, lighting and post-processing techniques for creating images. May be skillful in more than one genre of photography (for example: landscape, portrait, macro, photojournalism, still life, etc.)

**Notes:**

- There is no limit to the number of submissions.
- In all categories, the “hand of man” is acceptable as long as it is incidental and not the subject of the image.
- Youth Division Categories are listed separately and are not all the same as the Adult Division Categories.
- If submitting for more than one photographer, please submit for only one photographer at a time (different submitting sessions.)

### **FEES**

Adult – Aspiring                \$10 for each image

Adult – Experienced        \$10 for each image

*Note: It is the responsibility of the photographer to read through the category descriptions carefully and to choose the appropriate category for each image. Keep in mind that the image could fit into more than one category. The photographer’s selection will be final. Anything not meeting the criteria will be ineligible for judging*

### **CAPTIVE ANIMALS**

Images of animals in a controlled setting (i.e. farm, zoo, ranch, etc.). May include mammals, marine life, reptiles and amphibians. Does not include pets

### **WILD ANIMALS - WILD**

Non-captive animals.

### **FEATHERED FRIENDS**

Wild or Captive Birds

### **EXPRESSIVE IMPRESSIONS**

Nature-related images intended to express the photographer’s impression of the subject (i.e. creative blurs, abstract and digital manipulation) are the principal subject. Not to be judged on amount of manipulation but on artistic end result.

### **FLORAL**

Images of natural or cultivated flowers, plants or gardens.

### **CREEPY CRAWLIES**

Wild or captive insects, butterflies and spiders.

### **SCENICS**

Expansive views that may include landscapes, cloudscapes, mountains, forests, deserts, etc. Nature should be the subject of the image.

## **WATER**

Images primarily featuring water such as seascapes, oceans, waterfalls, lakes, streams and rivers. Water is to be the primary subject.

## **BLACK & WHITE**

Black & white images of any nature subject consistent with any of the other contest categories.

## **INTO THE NIGHT**

Including but not limited to astro photography, light painting, stars - must be related to nature.

## **CONTEST CATEGORIES – YOUTH DIVISIONS**

- **Junior Youth** – Up to age 14
- **Senior Youth** – Age 15 - 18

### **Notes:**

- There is no limit to the number of submissions.
- In all categories, the “hand of man” is acceptable as long as it is incidental and not the subject of the image.
- Youth Division Categories are listed separately and are not all the same as the Adult Division Categories.
- If submitting for more than one photographer, please submit for only one photographer at a time (different submitting sessions.)

## **FEES**

Youth Junior/Youth Senior - \$5 for each image

*Note: It is the responsibility of the photographer to read through the category descriptions carefully and to choose the appropriate category for each image. Keep in mind that the image could fit into more than one category. The photographer's selection will be final. Anything not meeting the criteria will be ineligible for judging.*

## **ANIMALS**

Images of animals, wild or captive. May include mammals, marine life, reptiles, amphibians, and pets.

## **FEATHERED FRIENDS**

Wild or captive birds.

## **FLORAL**

Images of natural or cultivated flowers, plants or gardens.

## **CREEPY CRAWLIES**

Wild or captive insects, butterflies and arachnids.

## **SCENICS**

Expansive views that may include seascapes, oceans, waterfalls, lakes, streams, rivers, landscapes, cloudscapes, mountains, forests, deserts, etc. Nature should be the subject of the image.

## **BLACK & WHITE**

Black & white images of any nature subject consistent with any of the other contest categories.

## **CELL PHONE**

Cell phone images of any nature subject consistent with any of the other contest categories. These can be shot with any mobile device.

## **INTO THE NIGHT**

Including but not limited to astrophotography, light painting, stars. Must be related to nature.



<http://www.psa-photo.org/>

<http://www.gulfstatesccc.org/>

### **2017 CLUB OFFICERS**

President: Ron Marabito

President: Elisabeth Shore

Secretary: Peter Gilbert

Treasurer: Peter Gilbert

Membership: Tom Martin

Refreshments: Ed Pierce

Field Trips: Jerry Reece

Contest Coordinator: Jackie Ranney

Webmaster: Rob Hull

Newsletter Editor: Larry Petterborg

GSCCC Representative: Larry Petterborg

[remarabito@gmail.com](mailto:remarabito@gmail.com)

[eshore738@gmail.com](mailto:eshore738@gmail.com)

[peter.gilbert@att.net](mailto:peter.gilbert@att.net)

[peter.gilbert@att.net](mailto:peter.gilbert@att.net)

[ntmarti1@tx.rr.com](mailto:ntmarti1@tx.rr.com)

[ed.pierce1@att.net](mailto:ed.pierce1@att.net)

[bjreece@verizon.net](mailto:bjreece@verizon.net)

[jackieranney@aol.com](mailto:jackieranney@aol.com)

[info@greatphotography.com](mailto:info@greatphotography.com)

[lpetterborg@gmail.com](mailto:lpetterborg@gmail.com)

[lpetterborg@gmail.com](mailto:lpetterborg@gmail.com)

---

## **Monthly Meeting**

**10 February 2018**

**1:30 PM**

Heard Natural Science Museum

1 Nature Place

McKinney, TX

<http://www.heardnaturephotographers.com/>.