

HEARD

Nature Photographers Club

www.heardnaturephotographers.com



Volume 34, Issue No. 3

March 2018

"Immediately following the March Club meeting, the membership roster will be updated to remove anyone who has not paid their 2018 dues or advised the Treasurer of their intent to pay."

PRESIDENT'S LETTER FOR MARCH

R.E. (Ron) Marabito, President

By the time you read this letter, our contest entries are complete and maybe the judging is also. Thanks to all that entered. Besides being recognized for your achievement, you had provided some much-needed revenue to the Heard Museum.


Don't forget we have a class in the morning of the meeting at 10:00 am hosted by Ron Hasty. Subject is "How to shoot night Photography". He will cover how to capture as well as process the final image. This should be good.

Our May class will be "Shooting with flash during the daylight" and will be presented by Guy Huntley, so mark your calendars accordingly.

I recently had the pleasure of judging the City of Richardson Photo Contest as well as the Daffodil Growers Photo Contest at the Arboretum. Needless to say, I do stay busy.

Peter Gilbert will receive his certificate at this meeting for his great work with club. It will be his Honorary Life Membership award. Congratulations Peter.


I went with Jerry Reece, Field Trip Coordinator and Guy Huntley to scope out a couple sites for possible trips last week. First stop was at Tiger Creek just north of Tyler State Park. We then stopped at East Texas Gators, where I had a trip to a few years ago. Tiger Creek has about a dozen cats in residence. East Texas Gators has many gators of all sizes and several other animals as well. Here are a couple images that I had posted on Facebook:



I look forward to seeing all of you at the March meeting. Trout lilies should be up then also.

Below are the March Refreshment Volunteers:

- Joyce Weaver
- Steve Jordan
- Mary Binford
- Debbie Wielser
- John Yates



Be sure to sign up at the next meeting to bring snacks to a future meeting. If you would prefer to just give some **money** for refreshments, that's ok too. Please make donations to the club by way of Club Treasurer, **Peter Gilbert**. Thanks to all that contribute to making our meetings more enjoyable!

PROGRAMS: MARCH

By Elisabeth Shore, VP

Nick Kanakis

Birder and Photographer at the Trinity River Audubon Center

Trinity River Audubon Center - Birding and Photography

+++++

Field Trips

When you sign up for participation in a field trip, and this is your first field trip with the club check with Jerry Reece either at the meeting or later at bjreece@verizon.net so we can verify that a Waiver of Liability is on file.

Oh, yes, please print your information with care – especially be sure that your name is easy to read. I can always pick the other info off the club roster if you have kept the club up to date with your new info. With my aging eyesight some entries were hard to read last month. I have terrible handwriting, so I empathize.

March - Tulips, Tulips, Tulips!



Dallas Arboretum

9 am March 17th

Early spring color with an emphasis on tulips should be a delight to shoot. A sign-up sheet will be available at the March meeting.

We will meet at 9 am in the area just before the ticket windows. If you are not a member of the arboretum, adults are \$15 and seniors are \$12. There is also a parking charge.

The tulip and other flower fields offer a variety of colors and lend themselves to both regular and macro photography. No matter what type or focal length lens you use there are many photographic opportunities here. As we need to stay out of the flower beds, a longer focal length lens of 100mm to 200mm can be useful to have along in order to get closer framing of flowers further from you. Tripods are allowed.

If you have never tried camera-in-motion still pictures, this is a good venue for experimentation. I will be glad to assist anyone interested, but not familiar with the technique. You basically shoot with a slow shutter speed around 1/30 second to 2 or 3 seconds while having the camera in motion while you are pressing the shutter button. Neutral density filters and/or polarizer to give you a reduction of 3 to 6 stops are often necessary to slow your shutter.

Just before the trip, detailed information will be sent to all that have signed up at the February and March club meetings.



April in Tyler, Texas

- Tigers & Roses -


Tiger Creek Wildlife Refuge

10 am Thursday April 26th

Entrance fee is: Adult \$18

Seniors (65 and plus) \$16

Talking with the people at Tiger Creek, I was advised that Thursdays were a better bet for pictures since they fast the tigers on Thursdays and the animals are not as lazy and satiated.



Tiger Creek Wildlife Refuge is a 150 acre preserve dedicated to over 40 rescued big cats and located a few miles north of Tyler, TX. They have tigers in several different cages on the property. There is a paved walkway to and around the cages so moving around is easy even with a roller camera bag. The tigers are behind two layers of fencing which complicates photography. Getting close to an enclosure fence with a telephoto lens at wide apertures (f/2, f/2.8, f/4 for example) and with the animals a little distance from the fence sets the stage for making the fence invisible or barely visible. In much of the area you can shoot over the top of the first fence, but you are still three to four feet from the second fence. I have added a couple of images taken in February with my 100-400mm. The tiger lying down was shot at f/5.6 & 160 mm. The head shot was f/5.6 at 250 mm.

Having a wide to normal focal length with you for general shots will be helpful. To photograph the tigers, 100 mm crop frame or 200 mm full frame or longer will be most beneficial. If you have a really big gun, you may want to bring it. Parking is not far from the enclosure area.



For more information about the Refuge visit:
www.tigercreek.org



The Tyler Rose Garden
Afternoon Thursday April 26th

Admission Free

The second part of our trip is the Tyler Rose Garden. The Garden features over 600 varieties


with 32,000 bushes. The Garden is one of 24 trial sites located in different parts of the country for roses under consideration for introduction through the All American Rose Selection (AARS). To add photographic variety there are fountains and sculptures to enhance your images.

A macro lens would certainly be helpful, but there are plenty of image opportunities if you don't have a macro lens.

Further information about the Tyler Rose Garden may be found at:

<http://parksandrec.cityoftyler.org/ConventionTourismFacilities/RoseGardenCenter.aspx>

General Information for the April Trip



In case we are a tad too early for roses, or if roses are not your thing, an alternate location in Tyler will be the Caldwell Zoo. I might add the zoo has a magnificent pair of white tigers who (behind clear glass) will roar at tripods and cameras. Ask Guy Huntley about this. We were there a few days ago.

A sign-up sheet will be available at both the March and April club meetings. Do plan to join with us. You may wish to think about a car pool buddy in advance. This is a one day trip with a driving time each way of just 2 hours for a distance of about 125 miles.

A car pool gathering location will be established in Richardson.

**Correction: May 19th field trip to Weatherford,
will be to the Clark and the Chandor Gardens.
My schedule had Chandor Gardens misnamed.**

Jerry Reece,

Field Trip Coordinator

+++++

General Courtesies for Field Trips

Let's review a few items that will make our trips even more successful both for the leaders and the participants. It's a time to share our love of nature photography while strengthening our relationships with each other in pursuit of our passion!

Sign up for the field trip (even if you decide to go at the very last minute). Signing up can be done at each of our meetings or by calling or emailing the Field Trip Coordinator.

Jerry Reece, Field Trip Coordinator
Cell: 909-223-8052
Email: bjreece@verizon.net

The following guidelines are offered, to improve the quality of our field trip experience.

- When signing up for a trip, provide your name, your cell number and your email address. Complete information is essential since essentially all correspondence/notifications with field trip participants is by email. Cell phone numbers are important for needed contact when on the trip.
- If your spouse or a friend is going, please sign them up separately and provide all of their contact information (their name/their cell number/their email address).
- Reminder that anyone going on our field trips needs to join our club (which includes acknowledgement of the Waiver of Liability) and pay the membership fee.
- If your plans change and you are unable to go on the trip (local or out of town), don't just not show up. Contact the Field Trip Coordinator (preferably by telephone if this is last minute). Frequently our field trip destinations request group size or other information about our group. Without adequate information, making arrangements for large groups can be tricky.
- Carpooling: If a centralized location is chosen for carpooling, please let the Field Trip Coordinator know that you will be participating and be on time on the event day. If you plan to be one of the drivers, that information is also very helpful.
- Carpooling – offer to share in the expense whether it be gasoline or parking charges at the destination.
- While on location be courteous to other photographers. He who gets set up first has priority. This means you need to be cognizant of his/her field of view. Ask if you think you might be in the way. If asked by the photographer to move, please do.
- If the field of view for the shot is limited and others are waiting, please be prudent about getting your shot and letting others get their shot.

#####

“JUST ONE PHOTO” – MARCH

March's subject is "Water". Since we've had so much rain, thought this would give you a chance to capture water falls, reflections in large pools of water, etc. Send me ONE photo that you have taken during the month of March that represents your interpretation of the subject. I need the photo emailed to me by midnight of March 31st. You can put your name or initials on the photos if you'd like. This is not a contest to be judged, just an opportunity to show off your talent. Make sure you send your photo in a .jpg format, please resize to have longest side 2000 pixels. Email to: t.stone3@sbcglobal.net

+++++

GULF STATES CAMERA CLUB COUNCIL (GSCCC) NEWS

2018 ANNUAL CONVENTION

April 19-21, 2018

Join us for a great weekend of learning and fun as we explore the photography-rich area of New Iberia, LA. There is something for everyone. Start the weekend off early Thursday with a pre-conference one-day [Lightroom workshop](#) lead by Doug Hansgate then join us for the end-of-year competition on Thursday evening.



Get your Friday morning started off exploring the wonderful Lake Martin by boat, a visit Longfellow-Evangeline State Park or to Vermillionville. Saturday morning offers a return to Lake Martin or a visit to Rip Van Winkle Gardens.



Fill your days with informative sessions by our team of knowledgeable speakers. **Panasonic will provide a LUMIX Ambassador to talk about photography with mirrorless cameras.** Along the way, be sure to check out the vendor booths and set up an appointment to have one-on one image critiques by a PPA judge.

Be sure to experience the Extravaganza on Friday night at [Shadows on the Teche](#) with models to practice your portraits and dinner followed by a light painting seminar and shoot.

Finally, join us for the awards banquet on Saturday night.

Visit the website at www.gulfstatesccc.org for full details and registration.

FEB 2018 GSCCC ENTRIES



Ash Throated Fly Catcher by Michael Sweatt

Mates by Jack Twiggs



Sandhill Cranes by Lee Hatfield



Wave to the People by Tom Heath

+++++

MEMBER'S FORUM

If you have items to sale, stories to tell, or just want to express your opinion on topics related to nature and photography, please send me some words and pictures I can put in upcoming newsletters.

LANDSCAPE LINKS

1. <https://www.lightstalking.com/looking-great-landscape-opportunities-stay/>
2. <https://www.picturecorrect.com/tips/how-to-edit-landscape-photo-skies-without-fringing/>
3. <https://petapixel.com/2017/09/08/10-tips-using-extreme-wide-angle-lenses-landscape-photography/>
4. <https://fstoppers.com/originals/fstoppers-interviews-renowned-landscape-photographer-gary-randall-194995>
5. <https://fstoppers.com/education/tips-using-wide-angle-lens-landscape-photography-199773>
6. <https://fstoppers.com/education/how-pre-visualize-shoot-and-edit-landscape-photo-203689>
7. <https://fstoppers.com/landscapes/tips-better-composition-landscape-photography-206422>
8. <https://antongorlin.com/blog/seascape-photography-ultimate-guide/>
9. <https://fstoppers.com/spotlight/landscape-photographer-reveals-secret-success-215873>
10. <https://photographylife.com/landscapes/how-to-take-sharp-landscape-photos>
11. <https://fstoppers.com/education/importance-patience-landscape-photography-223223>
12. <https://antongorlin.com/blog/15-easy-tips-for-better-sunrise-photography/>
13. <https://photographylife.com/landscape/an-easy-way-to-compose-landscape-photos-at-night>
14. <https://www.dpreview.com/articles/9860874003/five-useful-photo-apps-for-travelers>

ANNUAL PHOTO CONTEST NEWS!

Well – we did it again! Won’t quote numbers yet (that comes at the Award Ceremony) but we can say that this has been a VERY successful contest!

Our thanks to all who submitted these exciting images. It means that once again we are able to provide support to the Heard Natural Science Museum & Wildlife Sanctuary that not only provides us with complimentary meeting space for all of our meetings but shares with the whole community a wonderful opportunity for nature photography.

At the time this newsletter “goes to print”, we’re going through all the processes necessary to be sure we, too, are ready for the award ceremony and it’s so exciting. Once that is completed and judging has been done, winners will be notified via email between March 8 and March 10.

Special thanks go to the Contest Committee: Anita Oakley, Peter Gilbert, Rob Hull, Retha Moulder, Mary Binford and Elisabeth Shore. Their going above and beyond to ensure our success is greatly appreciated.

Come join us please.....Sunday, March 18 at 2:00 p.m. ! We’ll be in the Science Resource Center at the far end of the drive doing into the Museum property (not in the normal location of Laughlin Hall).

Again – thanks for making this such a terrific project!

Jackie Ranney, Contest Coordinator

+++++





<http://www.psa-photo.org/>

<http://www.gulfstatesccc.org/>

2017 CLUB OFFICERS

President: Ron Marabito

President: Elisabeth Shore

Secretary: Peter Gilbert

Treasurer: Peter Gilbert

Membership: Tom Martin

Refreshments: Ed Pierce

Field Trips: Jerry Reece

Contest Coordinator: Jackie Ranney

Webmaster: Rob Hull

Newsletter Editor: Larry Petterborg

GSCCC Representative: Larry Petterborg

remarabito@gmail.com

eshore738@gmail.com

peter.gilbert@att.net

peter.gilbert@att.net

ntmarti1@tx.rr.com

ed.pierce1@att.net

bjreece@verizon.net

jackieranney@aol.com

info@greatphotography.com

lpetterborg@gmail.com

lpetterborg@gmail.com

Monthly Meeting

10 MARCH 2018

1:30 PM

Heard Natural Science Museum

1 Nature Place

McKinney, TX

<http://www.heardnaturephotographers.com/>.

