



# HEARD

## Nature Photographers Club

[www.heardnaturephotographers.com](http://www.heardnaturephotographers.com)



Volume 34, Issue No. 10

October 2018

### **IMPORTANT NOTICE** **FUTURE MEETING DATES AND LOCATIONS**

DATE	LOCATION
OCT 13	SCIENCE RESOURCE CENTER (SRC)
NOV 10	SCIENCE RESOURCE CENTER (SRC)
DEC 8	SCIENCE RESOURCE CENTER (SRC)
JAN 12	SCIENCE RESOURCE CENTER (SRC)
FEB 9	LAUGHLIN HALL (LH)
MAR 9	SCIENCE RESOURCE CENTER (SRC)
APR 6	LAUGHLIN HALL (LH)
MAY 11	LAUGHLIN HALL (LH)
JUN 18	LAUGHLIN HALL (LH)

### **President's Letter for October 2018**

October is the month that Jackie Ranney and her nominating committee will present the officer candidates for 2019. If you would like to nominate anyone from the floor, be prepared to do so at the meeting.

Our membership is now at 151. That's terrific and we owe much of it to Elisabeth Shore for great programs and yours truly for morning classes, every other month. All have been very successful. Speaking to that, Irwin Lightstone presented a wonderful Macro class last month which was followed by Mike Mezuel on Astro Photography. Both of these guys are first class. Denise Remfert is scheduled to present a class on "Painting in Photoshop" next month, so all you budding artists, make sure you put it on your calendar.

I hope everyone will really like our new sign-in table skirt that was shown to the members present last month. It sure looks better than the old one, which only covered the front of the table. It is high quality fabric and can be washed when soiled.

Shirley and I will have gone and come back from Moab, UT about the time you are reading this newsletter. Peter Gilbert is going about the time we are returning. We both should have some nice images. I am driving, and Peter is flying. Both of us are hoping to have some great Aspen images from our trip along with super desert images. The area really offers a great variety of terrain. We will visit Arches NP, Canyonlands, Needles, Island in the sky, Dead Horse Point State Park, the La Sal Mountains and Castle Valley. We only have 5 days there, so it will be a challenge to go everywhere. We will take a drift boat ride on the Colorado River the last night there. They have a moving truck that parallels us on the road, following the river, that has large flood lights that light the canyon walls. We have done this before, but I did not take pictures. Hope I can take the camera on this trip. The trip takes about 2 hours.

Here are a few images from the past:





R.E. (Ron) Marabito, President

Heard Nature Photographers Club



## **Below are the October Refreshment Volunteers:**

- Arne Hatlestad
- Gaby Pruitt



Be sure to sign up at the next meeting to bring snacks to a future meeting. If you would prefer to just give some **money** for refreshments, that's ok too. Please make donations to the club by way of Club Treasurer, **Peter Gilbert**. Thanks to all that contribute to making our meetings more enjoyable!

## 2019 Heard Photo Contest

Mark your calendars and get outside and shoot...the 2019 Heard Photo Contest is not that far away! Submission of digital images will begin on February 2 and continue through February 24, 2019. Results of the judging will be revealed on March 17, 2019 at the Awards Program with projected images of the top three in each category along with ribbon presentations and some cash prizes.

Also, if you have wanted to become more involved with the Heard Photo Club, we are looking to increase our committee participation in the area of Photo Intake, Marketing, Awards Production, Awards Presentation, and Outreach. If you would like to be part of the Photo Contest Team, contact Dick Robinson at [rcrobinson4649@att.net](mailto:rcrobinson4649@att.net).

Dick Robinson  
2019 Heard Photo Contest Coordinator

\*\*\*\*\*

## Field Trips

### **October 2018 - John Bunkers Sands Wetlands**

**Saturday, October 20, 2018  
Morning Trip**

The John Bunker Sands Wetlands: Mike Cameron will be leading the trip. He has provided a little advance information for our members.

"The property is accessed by foot, but it is easy walking (level). There won't be large numbers of birds, but there are usually a variety of interesting subjects to photograph — early ducks, late fall migrant birds, dragon flies, sunning turtles and snakes and the various wetlands plants (a few will still be blooming)."

Jerry will be out of town a big part of October. He has given the signup list to Mike. **Further details and information regarding the trip will come from Mike at the October club meeting.**

## **Advanced Planning**

**Nov. 17**

**Fort Worth Japanese Gardens – Fall Color**

**Dec. 1**

**Hagerman National Wildlife Reserve – Snow Geese, Etc.**

Dates are tentative and subject to change due to weather, bird migration and timing of fall color.

Jerry Reece,  
Field Trip Coordinator  
[bjreece@verizon.net](mailto:bjreece@verizon.net)  
909-223-8052 Cell



# **PROGRAMS**

BY ELISABETH SHORE, VP

October Guest Speaker – John Murray



Fall brings us ever closer to our next Heard Photography Contest in February 2019. To help you look through your digital photo libraries and think about which pictures to enter into the contest, our October guest speaker will be giving us some tips and tricks for choosing your best pictures. This includes the basic points judges are looking for in the pictures that make them stand out, as well as knowledge to take back and build into your future photography to improve your work.

John Murray is a Master Photographer from the Professional Photographers of America (PPA). His background includes 148 Exhibition National Merit Awards, 24 International Loan Print Awards, and published articles in American Society of Photographers Magazine, Professional Photographers Magazine, Southwestern Image, and the Texas Professional Photographers Magazine.

Through a continued lifetime of experience, John is acquainted with design for emotion, good lighting for appeal, careful post production, and excellent printing of the photographic print and is dedicated to the lifelong learning, teaching, and mentoring of photography. His extensive experience has made him well-known in the industry as a knowledgeable critic, and has helped many photographers achieve their Master's degree from the PPA.

I look forward to seeing everyone at our October 13<sup>th</sup> meeting.  
Elisabeth

## PHOTOGRAPHING NATURE WHERE YOU FIND IT

By Larry Petterborg

The days are getting shorter and temperatures are becoming more tolerable. It's a great time to be outside and spend time in the natural world. I was riding my bike around White Rock Lake recently and noticed that the American White Pelicans have returned. Great news for the one that didn't leave in the spring with the rest of them. Poor thing has been sitting all alone all summer. Now it has some friends to fish with.



White Rock Lake is a very special place to explore and connect with nature. Those of us that live in or near Dallas are extremely fortunate to have access to such a wonderful resource. The Dallas Parks Department deserves our sincere appreciation for maintaining the park around the lake as nice and inviting as they do. Alan Daniel is a regular walker around the lake where he combines his regular fitness routine with his interest in nature photography. When I excitedly mentioned to him recently that I had seen a Bald Eagle at the lake, he grinned and pulled out his phone to show me some pictures he had taken of the eagle. As you can see from the accompanying images, Alan's example of packing a long lens on your power walks proves that it is a good way to capture nature images while staying in shape.



Bald Eagle by Alan Daniel




Bald Eagle by Alan Daniel



Osprey by Alan Daniel





Mandarin Duck by Alan Daniel

You can also create a natural oasis in your backyard to attract and nurture wild critters. Fay Stout had an opportunity to make something special out of horrific devastation her home suffered during a tornado. In her new backyard, Fay has planted native plants and provided a safe site for a wide variety of critters. Now, all she must do to get “back to nature” is go out the backdoor and enjoy and record the ever-present activity. She has many return visitors and has given some of them names. I can just imagine how comforting it must be to turn off the news and retire to the patio at Fay’s home with a glass of wine and watch the show.



Anole by Fay Stout





Cotton Tail by Fay Stout



Hummingbird by Fay Stout

I am not opposed to traveling to the ends of the earth to sit on an up-turned bucket to photograph bears in the rain, but it sure is nice this time of year to go out in the backyard and enjoy the proliferation of Gulf Fritillary's taking advantage of the passionflower vines and the migrating Monarchs feeding on milkweed. Don't you think that the world is a better place with more butterfly's?



Please do your part to support and enjoy the natural world around us.

## MEMBER'S FORUM

If you have items to sale, stories to tell, or just want to express your opinion on topics related to nature and photography, please send me some words and pictures I can put in upcoming newsletters.

---

### \* 7 Tips for Composition \*

© 2018; Explore in Focus™ with Jeff Parker

#### 1) Imply tension.

Ever wonder why we find an off-center subject appealing? Or why an odd number is (*usually*) more engaging than an even one? One theory is that such compositions imply a story in progress. As meaning-makers, humans subconsciously create tales from the photos we look at. We're also wired to release tension, so when what we see strikes us as "unfinished" or "unresolved" it piques our interest.

#### 2) Do it diagonally.

Imagine the scene you're shooting has a line from one of the bottom corners up to the opposite top corner. Work the diagonal by placing your key subjects along this imaginary line (*keep in mind the Rule of Thirds as you do*). Diagonals add tension & imply movement, qualities that make images dynamic. Also look for other ways to add diagonals using colors, patterns, & shapes.

#### 3) Determine distractions.

Too many shots aren't keepers thanks to distractions that can't be cloned or cropped out. Before you shoot take a moment to glance around. Do your eyes fixate on something that isn't supposed to be the star of your shot? Are they distracted by bits of bright matter, an unsightly or super-pronounced shadow, trash, power lines, a reflection, etc.? Try a step or two—or ten—in either direction or even kneel in place, then reevaluate the scene.

#### 4) Play with patterns.

Human beings are naturally drawn to patterns & repeating shapes because they lend order to our world. In our images, the harmony they provide gives the eyes a place for momentary rest. Patterns work especially well when a photograph features tons of tension.

## 5) Engage the eye.

When doing landscapes & choosing your foreground element of interest, think in terms of leading the viewer's eyes into the scene. But don't stop there! After you draw them plan to keep them in. Leading lines, diagonals, patterns, color, tension, juxtaposed subjects—these are all ways to keep those eyes engaged.

## 6) Compose with color.

Color is a mighty strong attractant. In fact, it might be what attracted you to what you're photographing in the first place! With smaller scenes try giving your subject a background of complimentary color. Complimentary colors are those straight across from one another on the color wheel (*i.e., blue & orange, red & green, yellow & purple*). For example, when photographing a yellow flower position yourself so that a purple one fills the space behind it.

## 7) Compare & contrast.

Feature your subjects in a way that captures how they compare & contrast. And, when it comes to where to place them in the frame, think beyond side-by-side. Consider putting them above & below one another, or even at an angle. Use an odd number of subjects & your image will pack more punch.

**Award-winning nature & wildlife photographer, Jeff Parker leads photo tours & workshops for the naturally curious™ throughout North, Central & South America -- & now India, too.**

- **ExploreinFocus.com**
- (512) 378-3355
- JParker@ExploreinFocus.com

---

From Elizabeth Shore:

**Eight Ways to be Creative with a Shallow Depth of Field,** <https://creativeraw.com/create-shallow-depth-field-landscape/>

**How to Create Memorable Family Albums Using the Lightroom Book Module,** [https://digital-photography-school.com/how-to-create-memorable-family-albums-using-the-lightroom-book-module/?utm\\_source=dlvr.it&utm\\_medium=twitter](https://digital-photography-school.com/how-to-create-memorable-family-albums-using-the-lightroom-book-module/?utm_source=dlvr.it&utm_medium=twitter)

\*\*\*\*\*



From Elinor Hite:

It took a couple of months, but I received the Cheap Joe's Art Stuff Catalog No. 33 for 2018. This 400-page full color book must qualify as the Ninth Wonder of the World. There is a price of \$5 on the cover but I received it free.

While most of the catalog's content is for artists, some of it pertains to photographers. Items such as photo frame cards, ink jet canvas, photo paper, tripods, framing stuff and mat cutting accessories are just some of the relevant products. They carry acetate envelopes, foamboard, acid free tape, studio organization drawers and furniture, lamps and stands, rolling racks for displaying work, and so on.

Their phone number is 1-800-227-2788 or contact online at [cheapjoes.com](http://cheapjoes.com).

**Subject:** Highgrove House Gardens - extraordinary

<https://www.youtube.com/watch?v=eEwmPdYBNFI>

This is an extensive video on the gardens at Highgrove House, where Prince Charles lives. Photography is not allowed in the gardens, but this video is a taste of beauty for those who cannot be a visitor in person. Have a nice look and learn about true gardening,



I haven't been on a field trip in years. A kind friend who is an artist, insisted on taking me to the Arboretum. We were waiting on line at the restaurant when apparently the bird appeared some 30 feet away and tackled the squirrel. I had my back to the thing and but started walking toward the several people who were commenting loudly. I walked a little way, took a shot and the bird didn't move. I walked a little closer and still the bird didn't move. I got to within about 4 feet and took my final shot. I didn't want to get any closer, so I turned around and walked away. As soon as my back was turned, he apparently took off.

Just got lucky, or else he liked the chime on my camera. One of the best shots I ever took.

# GSCCC Report

## RESULTS OF SEPT JUDGING



Triplets in the Rain by Larry Petterborg (10 pts)



One Big Happy Family by Jack Harrison (7 pts)



Dragonfly by Mary Binford (10 pts)



Slim Pickens by Mike Sweatt (8pts)

If you would like to see all the images in monthly GSCCC competitions, go to

<http://www.gulfstatesccc.org/201819-monthly-winners/>

**Please consider contributing nature images to the club library for future competitions.**

**Files should be resized to no more than 1024 (wide) x 768 (high) and the file name should include the title of the image and the name of the maker. *Please do not put your name or copyright on the image itself.***

Attach files to an email and send to [Lpetterborg@gmail.com](mailto:Lpetterborg@gmail.com).



## **New HNP Member: Gavin Love**

By Tom Martin, Membership/Marketing Coordinator



Not only is Gavin Love new to the Heard Nature Photographers (HNP), he is relatively new to Texas. He moved to Melissa with his family in 2014 from Raleigh, NC. Gavin is one of our younger members who currently is a freshman at Melissa High School. In addition to photography, he is an avid hockey player having played since he was five years old. For the past four years, he has been a member of the McKinney North Stars Hockey Club playing on their Bantam AA Team. He demonstrates the fact that he is more than just a jock with his additional interests in piano, film editing, coding (what people used to call “computer programming”), and, like most of us, he enjoys watching television, particularly enjoying “The Office.”



Gavin is the grandson of Jon Prokop, another HNP member. When Gavin started expressing interest in photography, about a year ago, his granddad invited him to attend HNP meetings, and now Gavin has made it official by signing up as a member. Gavin discovered an interest in photography when he took some photos of his older brother playing in soccer games. His brother really liked the photos, and Gavin started finding a passion in the creativity and the opportunity to conceptualize and execute images that photography offered him. He finds that he enjoys shooting landscapes and nature, but he is excited to learn more about all types of photography while he works on defining his own style.



Gavin still considers himself a beginner. He shoots with a Canon T3i using two zoom lenses: an 18-55mm wide-angle zoom and a 75-300mm telephoto zoom. He also enjoys experimenting with his cell phone camera to see what he can do to create interesting images with such a limited tool. He uses Lightroom and Photoshop on an Apple computer for post-processing his DSLR images, and he uses Google's Snapseed app to process his cell phone images. He mostly shares his images electronically, but he is interested in learning more about post-processing and printing.

Gavin is very nice, but thoughtful and a little reserved, so you may need to initiate an introduction and welcome him to the Club. He is someone worth getting to know. With his youthful enthusiasm, passion, and vitality, I am sure he offers us at least as much as we can offer him in photographic knowledge, experience, and opportunity. So, take a moment when you have a chance to get acquainted.

Along with a photo of himself, Gavin shared an urban nature shot and images of a tulip and a waterfall. Enjoy getting to know Gavin Love.





<http://www.psa-photo.org/>

<http://www.gulfstatesccc.org/>

### **2018 CLUB OFFICERS**

President: Ron Marabito  
Vice President: Elisabeth Shore  
Secretary: Peter Gilbert  
Treasurer: Peter Gilbert  
Membership: Tom Martin  
Refreshments: Ed Pierce  
Field Trips: Jerry Reece  
Contest Coordinator: Dick Robinson  
Webmaster: Rob Hull  
Newsletter Editor: Larry Petterborg  
GSCCC Representative: Larry Petterborg

[remarabito@gmail.com](mailto:remarabito@gmail.com)  
[eshore738@gmail.com](mailto:eshore738@gmail.com)  
[peter.gilbert@att.net](mailto:peter.gilbert@att.net)  
[peter.gilbert@att.net](mailto:peter.gilbert@att.net)  
[ntmarti1@tx.rr.com](mailto:ntmarti1@tx.rr.com)  
[ed.pierce1@att.net](mailto:ed.pierce1@att.net)  
[bjreece@verizon.net](mailto:bjreece@verizon.net)  
[rcrobinson4649@att.net](mailto:rcrobinson4649@att.net)  
[info@greatphotography.com](mailto:info@greatphotography.com)  
[lpetterborg@gmail.com](mailto:lpetterborg@gmail.com)  
[lpetterborg@gmail.com](mailto:lpetterborg@gmail.com)

---

## **Monthly Meeting**

**13 OCT 2018**

**1:30 PM**

Heard Natural Science Museum  
1 Nature Place  
McKinney, TX

<http://www.heardnaturephotographers.com/>