

# HEARD NATURE PHOTOGRAPHERS CLUB

**MEETING DATE \*\*\*JULY 11TH - 2PM\*\*\***

**• MEETING WILL BE ONLINE ZOOM MEETING**

## Presidents Thoughts:

Hi Heard Members,

Well, here we are another month into the Coronavirus pandemic with increasing case numbers. It's still not safe to meet in person, so we'll meet on Zoom again in July. Keep July 11<sup>th</sup> at 2:00 open for the meeting. In the meantime, here's the latest news.

- I have the slideshows from two field trips to share, and Thorarinn Jonsson will present.
- If you would send any images from the Hagerman field trip to Ron Marabito, he will put together a slideshow for the August Meeting. His email address is [remarabito@gmail.com](mailto:remarabito@gmail.com).
- Steven will be announcing plans for more distancing-friendly field trips soon.
- Guy Huntley has agreed to present a short class on Topaz AI add-ins on Thursday, July 23<sup>st</sup> at 7:00 PM.
- I'm completely rebuilding the stock of images for GSCCC contest submissions. Thanks to everyone who has sent images so far. If you haven't sent any, and want to have your pictures submitted for the monthly contests, please send them to me in email. 1400 to 1500 pixels on the long edge would be perfect.

See you all on the 11<sup>th</sup>!

Stay safe

*Anita*

## Inside This Issue

President's thoughts 1  
 Speaker - Thorarinn Jonsson 2 - 4  
 Field Trips 5 - 8  
 Gulf States News 9  
 Photography classes 10  
 Zoom meeting info 11  
 Let's Get Social 12



Speaker: Thorarinn Jonsson



## SPEAKER: Thorarinn Jonsson

Our ability to host virtual Zoom meetings has given us the opportunity to find a new pool of presenters that don't necessarily have to be located in North Texas – July's presenter will be coming to us from Iceland!

Thorarinn (Thor) Jonsson is a native Icelandic photographer who has been taking pictures since he was a child. He started with using film, and was able to participate in local camera clubs while in elementary school and into college. It was in college that he was able to learn how to develop film in the darkroom.

Life happened in his late teenage years, and he ended up taking a break from his photography. After his children were born in the early 2000's, he invested in the purchase of his first digital camera. It was an immediate love connection with the new technology, and he went all-in when he found something that engaged his interest and brought him joy.

During this time of finding his passion in photography, he was working as a First Officer on a small fishing vessel. While out to sea, he read a lot of material on the mercurial weather conditions that occur and drive the ocean's behavior. This hard-learned knowledge has helped him in the leading and planning of many workshops and tours in various countries. All of these places had one thing in common: very interesting and complex weather systems that contribute to getting awesome images!

It was around 2010 when a few of Thor's friends, who had a shared interest in photography, decided to create a photography club in his hometown. Thor signed up and, soon enough, became a Board Member – a position he still holds today.

Thor took a giant leap in his career in 2014 by deciding to create his own company "Thor Photography" with his wife. While he has been fortunate to have had the ability to travel and teach around the world, he finds it most rewarding to concentrate on sharing his experience and knowledge of Iceland's beautiful coastlines, stunning interior Highlands, and memorable water features found throughout his homeland country.


"Thor Photography" is still a small family owned company, as Thor says he really enjoys keeping his groups small – "where people normally meet as strangers, but leave as friends".

Thor's presentation will be about some of his global images taken while he is on his tours. He will be talking to us about how he planned for the picture taken, the sources he used for the planning, how to get the information about the locations, and the techniques used to capture the images. To wrap things up, Thor will review the software and plugins he uses to edit his pictures.

His work can be found on his website: <https://www.thor-photography.com/>.

Please join us in a virtual global tour that you won't want to miss!




Elisabeth







More of Thor's images:



Here is the current list of future speakers:

Month	Day	Guest Speaker	Presentation Topic
AUGUST	8	ROBERT (CHUCK) SHREVE	LANDSCAPE AND WILDLIFE PHOTOGRAPHY
SEPTEMBER	12	RUSSELL GRAVES	WILDLIFE PHOTOGRAPHY IN THE NORTH TEXAS AREA
OCTOBER	10	ALAN DANIEL(TENTATIVE)	PHOTOGRAPHY - NO TRAVEL REQUIRED
NOVEMBER	14	PENDING	

# FIELD TRIPS

If you are interested in any of the field trips scheduled you may sign up on our web site, email me at [heardphototrip@gmail.com](mailto:heardphototrip@gmail.com) or sign up at our meeting.

## 2020 Field Trips

Date	Location
FALL 2020?	Mowdy Mustang Ranch
11/6 through 11/8	Caddo Lake Fall Colors

### Mowdy Mustang Ranch, Coalgate, OK

**\*\*SPRING TRIP IS CANCELLED – WE WILL TRY TO RESCHEDULE AT A LATER DATE\*\***

This is a repeat of the very popular trip the club went on last year. This experience will be different. At last year's event, the horses were being fed so they gathered in groups waiting for the feed truck. For this event, they will probably be spread out grazing. The Mowdys have increased the rates for this year but they are giving us a discount from their published prices. We are limited to 20 photographers, first come firsts serve. You can find more details on our website.

### Caddo Lake Fall Colors

We will be returning to Caddo Lake this year, but we will be going to capture the fall colors this trip. Caddo is home to many species of birds, mammals, fish, plants, and to the bald cypress. I don't know how many animals or birds we will see on this trip, but there is good chance the cypress will be in full color. More details on our website.

Steven Earles

Field Trip Coordinator



## Field Trip News

We had our first field trip since March on June 6. A group of us met at the Hagerman NWR. We started at the butterfly garden then walked the Harris Creek Trail. We had a nice walk; it was good to get out of our quarantine. Here are two images from the trip.





**November 6-7-8, 2020 Field Trip  
Caddo Lake  
Uncertain, TX**

The focus of this field trip is to photograph the brilliant fall colors at Caddo Lake. We can't control mother nature, but the boat captain I am working with assured me we have a good chance of having great color. We will be offering sunset trips Friday and Saturday evenings and sunrise trips Saturday and Sunday mornings. Each trip will be two hours in duration. Each trip will be \$40.

Different from how we normally do things: For this trip, will need a firm commitment of interest **NO LATER THAN AUGUST 14 (our August meeting)** in order to ensure that we have enough boats for the tours! This is a busy season for the boats!

**What will we see???**

Caddo Lake in all its splendor.....water, Spanish moss, cypress trees, lily pads, lilies (2 varieties of lilies and one lotus we're told!), wildlife (birds, beavers, alligators....)

**What is the cost?**

\$40 per person for each:

\$40/pp for sunset boat tour

\$40/pp for sunrise boat tour

ALL PAID UP-FRONT THE WEEK BEFORE WE GET TO CADDO LAKE. Payment instructions will be provided at a later date.

Why \$40.....I see rates showing \$25/pp.....???

The \$40 keeps us on the water for two hours (\$25 shown on websites is for one hour).

Each boat will be limited to 6 passengers + the captain to allow adequate room.

**When is it?** November 6-7-8, 2020

**How far is it?** About 3 hours from McKinney – please check [googlemaps.com](https://www.google.com/maps) from your location. Destination: Uncertain, TX (where we meet the boats) or Jefferson, TX (one option for lodging)

**What's the schedule?**

The schedule of boat departure times and departure locations will be announced later. This is after daylight savings ends Sunrise is about 6:50 am and sets around 5:30 pm.

**What else is there to photograph?**

**The Caddo Lake National Wildlife Refuge** An 8,493-acre protected area of Texas managed by the United States Fish and Wildlife Service as part of the National Wildlife Refuge System. It is located along Caddo Lake in East Texas

Caddo Lake National Wildlife Refuge – there is a six-mile-long driving trail offering native grasses, birdhouses, feeders, duck boxes and bat houses/nurseries. Many wildlife observation areas on the refuge. Over 216 recorded resident and migratory bird species.

[https://www.fws.gov/refuge/Caddo\\_Lake/visit/visitor\\_activities.html](https://www.fws.gov/refuge/Caddo_Lake/visit/visitor_activities.html)

You are welcome to enjoy the many open paved and gravel roads within the refuge as they are great for wildlife watching and hiking. An old railroad right-of-way is today a 9-mile nature trail. In addition to the Wildlife Observation Trail, several shorter trails are available for your enjoyment.

Free of charge, seven days a week from sunrise to sunset. Come prepared! Mosquitoes and deer flies can be abundant, so insect repellent is recommended. Be on the look-out for poison ivy.

### **Caddo Lake State Park**

<https://tpwd.texas.gov/state-parks/caddo-lake>

**Historic downtown Jefferson** – for those who wish to photograph non-nature related items, you'll find architecture, historic buildings, antique stores and their "wares".

### **Lodging Suggestions (we don't have a "where is everyone staying" location at this point):**

The Shady Glade Resort in Uncertain offers several budget-friendly options: 2 cabins (with 2 double beds - \$ 99/night); five motel rooms w/2 double beds each - \$89/night double occupancy; and three manufactured homes with fully furnished kitchens (see website for # of bedrooms/baths and rates).

Website: [www.shadygladeresort.com](http://www.shadygladeresort.com)

Contact: Sara and David Smith 903/789-3295

This is about 25 minutes from Jefferson and is across the road from the Shady Glade docks where we will meet the boats.

### **Kahn Hotel in Jefferson**

Warmly decorated rooms feature flat-screen TVs and free Wi-Fi; some en-suite bathrooms have showers only. Suites have kitchens; an upgraded suite adds a balcony and a whirlpool tub. (Just a heads up: Stairs to the second floor rooms are steep and difficult to negotiate with luggage. The Kahn does not have an elevator and does not serve breakfast or other meals – coffee, sweet rolls only. Most of the rooms are interior and do not have windows. [www.kahnsaloon.com](http://www.kahnsaloon.com) or contact: Melanie 903/601-4434.

### **Other options:**

There are multiple B&B's in Jefferson. Search google for information. Cabins/houses can be rented on Caddo Lake. Search google for information. Marshall, TX, offers options for chain hotels.

### **Sign up Options for the Caddo Lake field trip:**

- On line – <https://www.heardnaturephotographers.com/field-trips-1/>  
*If you have already signed up on-line, there is no need to re-register!*
- At the next meeting
- Call Steve Earles (713)898-5204
- Email [heardphototrip@gmail.com](mailto:heardphototrip@gmail.com)

That's it! If you have questions, as always call me.





Good news!

The Gulf States Camera Club Council has decided to resume contests starting in July, with strictly digital submissions. They have also increased the allowable pixel dimensions going forward, and they are asking for images to be at least 1400 x 1050 pixels. Most of the images I have available to submit are too small because they conform to the former requirements. Please send me a new selection of any images you want me to consider for submission to contests. Remember, they no longer must be strictly nature images. I can submit in other categories for you as well.

Don't worry if your images are too big for the GSCCC contests, because the submission website will downsize them if necessary.

Thanks,  
Anita

[anitaoak@outlook.com](mailto:anitaoak@outlook.com)

## Photo classes, challenges, and things to do!

So here we all are, still confined to our homes except for essential trips to the grocery store. I know we are all trying to make the best of a very bad situation, and the extroverts among us are probably going stir crazy.

For my part, I'm still going through images, reprocessing some and deleting others. I've been able to participate in a couple of Zoom photographers' happy hours that have been a lot of fun. And I'm taking some online classes. I thought perhaps sharing some online learning resources might help our Heard family.

<https://lifehacker.com/basics-of-photography-the-complete-guide-5815742> - The basics for the novice photographer. Start from square one or fill in the gaps in your photographic knowledge.

<https://www.creativelive.com/onair> - Creative live has a nice variety of creative classes – most for sale, but you will find at least one free streaming class every day!

<https://www.udemy.com/courses/photography/> - With over 500 photography courses offered on Udemy, 27 are completely free. Some of the most popular choices: "A Guide to Long Exposure Shots," "Tips for Green Screen Photography," and a tutorial on "Using Light Meters Correctly".

<https://www.diyphotography.net/category/tutorials/> This site is jam-packed with classes for basic to advanced photographers, as well as useful information on specific photography techniques and problems. If you're looking for advice on a specific camera issue you've been struggling with, or if you're searching for creative inspiration for your next shoot, DIY Photography has probably got it.

<https://www.cambridgeincolour.com/> - One of the best sites I've seen. It's an online community of photographers teaching photographers. You will find short courses on everything from camera basics to creative vision. There are even contests and photo sharing/critiques for interactive learning.

Happy Learning! *Anita*

The screenshot shows the homepage of Cambridge in Colour, a learning community for photographers. The header includes the site logo, the tagline "A LEARNING COMMUNITY FOR PHOTOGRAPHERS", and a "GET UPDATES" button. The navigation menu contains links for HOME, GUIDES, TOOLS, TUTORIALS, and FORUMS, along with a search bar. The main content area features a large banner image of a landscape with a rainbow, accompanied by the text "CREATE DIGITAL PANORAMAS". Below the banner are three columns of content: "RECENT ADDITIONS" with a list of articles, "PHOTO ESSENTIALS" with a list of topics, and "INTERACTIVE LEARNING" with options for asking questions, joining competitions, and sharing photos.

# **Zoom**

For those of you not familiar with Zoom meetings here is a short “how to” for you to access our meeting. Current members will receive an email invite from Anita with the link and any other directions a few days before the meeting. It works best on a desktop or laptop computer, but you can also use an Ipad or smart phone. I would recommend trying to connect to the meeting 5 or 10 minutes before the meeting start time. Looking forward to seeing everyone on Zoom!

## **How to join a Zoom meeting on desktop via meeting invite link**

1. Click on the meeting invite URL that the host shared via email or text.
2. Open the Zoom app.
3. Approve the request for permission to use your computer's audio and camera.

Depending on the meeting's set-up, you may enter the meeting right away, you may need to wait for the host to arrive first or you may be placed into a waiting room that the host controls.



## JULY Refreshment Volunteers:

### **NOT NEEDED DUE TO MEETING BEING ONLINE**

If you haven't volunteered to bring snacks to share – please sign up – Ed will have a sign-up sheet at the meeting.

We need about 4-5 folks per meeting to bring your favorite dessert or something healthy like a fruit or veggie tray. If everyone signs up, you will only need to bring something about once every year and a half.

**A big thanks to Ed who brings the drinks, cups, plates, napkins, forks and ice to every meeting.**





<http://www.psa-photo.org/>

<http://www.gulfstatesccc.org/>

## 2020 CLUB OFFICERS

President: Anita Oakley	<a href="mailto:anitaoak@outlook.com">anitaoak@outlook.com</a>
Vice President: Elisabeth Shore	<a href="mailto:eshore738@gmail.com">eshore738@gmail.com</a>
Secretary/Treasurer: Brian Clark	<a href="mailto:brian@emporiummax.com">brian@emporiummax.com</a>
Membership: Alan Daniel	<a href="mailto:alan.w.daniel@icloud.com">alan.w.daniel@icloud.com</a>
Refreshments: Ed Pierce	<a href="mailto:ed.pierce1@att.net">ed.pierce1@att.net</a>
Field Trips: Steven Earles	<a href="mailto:steven.earles@yahoo.com">steven.earles@yahoo.com</a>
Contest Co-Coordinator: Steven Earles	<a href="mailto:steven.earles@yahoo.com">steven.earles@yahoo.com</a>
Contest Co-Coordinator: Debbie Nielson	<a href="mailto:debn654@gmail.com">debn654@gmail.com</a>
Webmaster: Rob Hull	<a href="mailto:info@greatphotography.com">info@greatphotography.com</a>
Newsletter Editor: Terree Stone	<a href="mailto:t.stone3@sbcglobal.net">t.stone3@sbcglobal.net</a>
GSCCC Representative: Anita Oakley	<a href="mailto:anitaoak@outlook.com">anitaoak@outlook.com</a>

## MONTHLY MEETING

11 JULY 2020

\*\*\*ZOOM MEETING\*\*\*

**HEARD NATURAL SCIENCE MUSEUM**

1 NATURE PLACE

MCKINNEY, TX 75069

<http://www.heardnaturephotographers.com>