



# Heard Nature Photographers

A bird does not sing because it has an answer.  
It sings because it has a song.

~Chinese Proverb

## Happy Valentine's Day

Meeting Date: February 13, 2021, 2:00 pm, online

A ZOOM link with be sent by e-mail prior to meetings  
In-person club events are canceled until further notice

February 2021  
Volume 37 Issue 2  
WINTER

[www.heardnaturephotographers.com](http://www.heardnaturephotographers.com)

### IN THIS ISSUE

- President's Message.....2
- February Speaker,.....3
- Speakers 2021.....6
- Lisa Langell, Learning Opportunity...7
- Guest Feature Story.....8
- Field Trips, Online Learning.....12
- 43rd Annual Photography Contest..13
- Contest Sponsors.....16
- Contest Opportunity,  
Membership Dues.....17
- About the Club.....18
- Club Officers.....19
- GSCCC News.....20, 21



Hagerman Lift Off: Alan Daniel

Hi everyone! By the time you read this, we will be in February already... and it's time to start looking forward to the early spring bloomers out in national/state parks, in our local communities, and even in our own backyards.

I have been working on overhauling my gardens, as well as creating new ones, in order to bring in pollinators and birds to help provide me with photographic opportunities closer to home. As I have done research into what I wanted to plant, I came across references to "pocket prairies", which are defined as: "... a small urban planting (often less than 1 acre) featuring plants native to the highly imperiled coastal prairie ecosystem of Texas and Louisiana." However, I have learned through attending various online meetings that these pocket prairies can be as small as a couple of native plants in garden pots on an apartment balcony, or as large as several acres of land.

So, I have decided to start with a 20x20 (400 sq ft) area in my back yard, and have purchased a Blackland Prairie seed mixture to lay down and plant. It contains both native prairie grasses and a rather large selection of native wildflowers. The farming and turning over of native prairie grasses and flowers have taken away a large ecosystem that provides food, cover and "nurseries" for many insects, pollinators, birds and small mammals. These pocket prairies are starting to pop-up in many communities as people are taking action to provide stop-over "B&Bs" for these critters as they complete their migrations.

I know my area will take at least one to two cycles to get established, but it makes me feel good to know that I have done something to help the bigger picture by providing some protected spaces in my little corner of the world. As nature photographers, we go out into nature to enjoy what is there... when that disappears for urban development, we should look to "give back" to nature where we can. If that is a native plant that is a host plant, a seed plant or a plant that provides cover and safety from predators, why not think about adding that to your patio or back yard? You just may be surprised with "whooooo" stops by to say hello! If you have any out of town guests, take pictures and share them with us. I certainly plan to when my little backyard B&B is open for business!

Until then, there are always the local areas that are also available for a quick visit and a picture or two...

All the best,  
Elisabeth, [eshore738@gmail.com](mailto:eshore738@gmail.com)



**Hagerman Bald Eagle: Alan Daniel**



**Heron Portrait: Alan Daniel**

## FEBRUARY SPEAKER

### Krispen Hartung

**Topic: "Simple and Easy to Apply Principles for Creating Artistically Appealing Bird Photos"**

Krispen Hartung is a 5th generation Idaho native, who was raised on a farm in a small rural town and moved to Boise, Idaho when he was 18 years old, where he attended Boise State University, built his career, and raised his family.

He took an avid interest in birds as a child, which resulted in winning a bird watching contest in Grade School at the Malheur National Wildlife Refuge, Oregon. He still has his 1st place "Bird Champ" plaque and his original bird guide, "A Field Guide to Western Birds", by Roger Tory Peterson, second edition, 1978. His favorite bird as a child was the Red-Breasted Nuthatch, which he listened to and eventually spotted at his grandparent's cabin in the mountains. After that, he was hooked.



**Krispen Hartung**



**Gray Owl: Krispen Hartung**

Relatively recently, Krispen decided to rekindle his childhood passion for birds and take up bird photography. He started with a Canon EOS 7D Mark II and EF 100-400mm f/4.5/5.6L IS II USM lens. Based on his background as an artist, an intuitive understanding of the principles of aesthetics, and a knack for learning technology and software very quickly based on his early career, Krispen was able to accelerate and ramp up his photography skills in a relatively short period of time (6 months) by applying a simple set of technical and artistic principles. His current setup is a Canon EOS R5 mirrorless base, and an EF 600mm f/4L IS USM lens, which he intends to pair up with the RF 400mm f/2.8L once it is released by Canon.

Krispen still resides in Boise, Idaho and works for a regional healthcare system as a manager of Provider Wellness and coach, specializing in physician leadership, emotional intelligence, and human performance improvement. He is a single, part-time father of 15 year old fraternal twin daughters.

He will be discussing how he goes about achieving appealing bird photos. He will point out the Boise, Idaho area for birding hotspots, explain his current setup and most commonly used settings. He will also talk about the editing software he uses then provide some simple and easy to apply principles for creating artistically appealing bird photos.

Join us for an interesting program on bird photography.



**Red Tail Hawk: Krispen Hartung**

**House Finch: Krispen Hartung**



**American Coot: Krispen Hartung**



**Thrush: Krispen Hartung**

**NEXT MEETING: Saturday, February 13, 2021, 2:00 pm  
by ZOOM**

**A link will be sent to your e-mail address.  
Please be sure your membership is current.**

**Heard Nature Photographers Meeting Schedule**

<b>February</b>	<b>Krispen Hartung <a href="http://www.facebook.com/krispenhartungphotography/">www.facebook.com/ krispenhartungphotography/</a></b>	<b>Topic: Bird Photography</b>
<b>March</b>	<b>Pending</b>	<b>Pending</b>
<b>April</b>	<b>Pending</b>	<b>Pending</b>
<b>May</b>	<b>Amy Shutt <a href="http://www.amyshutt.com/">www.amyshutt.com/</a></b>	<b>Topic: Wild Canid Conservation Photography</b>
<b>June</b>	<b>Jennifer Hadley <a href="http://www.jenniferhadleyphotography.com/">www.jenniferhadleyphotography.com/</a></b>	<b>Topic: Yellowstone</b>

## LEARNING OPPORTUNITY

Elisabeth Shore shares this Learning Opportunity from Lisa Langell:

“Below is a Learning Opportunity Program for you to take advantage of that is FREE! It is being hosted by the Dallas Camera Club, who have graciously invited other local photography/camera clubs to participate as attendees.”

DATE: February 23

DAY: Tuesday

TIME: 7:30 pm

REGISTRATION REQUIRED: You must register for this program from the Dallas Camera Club website in order to get the link to attend.

WITHOUT REGISTRATION, your members will NOT be able to attend the meeting.

[Dallas Camera Club Registration Link](#)

You will be able to sign up to follow her, receive her newsletter and see future presentation dates.

<https://www.langellphotography.com>



LISA LANGELL

### AN ARTISTIC PHOTOGRAPHER LIES IN ALL OF US

Many people believe that they are “not artistic.” Like so many skills in life, it is a learned skill. Through this program you will learn to be more artistic and creative with your photography. All too many “prevent” the creative process from happening. One of the biggest mental blocks is simply believing “I am not a creative person.” Most often this is from individual who are in scientific and technical fields. This program is designed to break down creative barriers in a really fun and logical way. You will learn how to apply the creative process and develop patterns that will bring more joy, innovation, success, creativity and happiness to your photography! What you will learn from this program: Understand “imaginative skill” and how it develops. How you can debunk your own myths about artistic and creative ability. Learn from her “Mash Up” formula for producing creativity. Inspirations to take with you.

Lisa is a full-time working photographer in Arizona whose photography has included the cover of Outdoor Photography, plus her images have graced Arizona Highways, Ranger Rick and various art galleries. She currently sits on the Board of Directors for the North American Nature Photography Association. In her earlier work life, was a master floral designer, licensed psychologist, university faculty, an international consultant in K-12 education, the Chief Business Development Officer of an education technology company, a researcher, a writer and an artist. She is one who has enjoyed meeting each challenge.

Her strongest calling has been photography - ever since childhood, when bird watching ignited her lifelong love of nature and the camera. In 2010, she turned her passion for photography into a business, and in 2015 she successfully transitioned to photography full-time and left the corporate and consulting world behind.

## WINTER WILDLIFE IN JAPAN

Ron & Sharlott Hasty

Northern Japan in the winter is a great time for both wildlife and landscape photography. Wherever in the world we are headed we always hire a professional photographer to be our guide and outfitter. Based on the recommendation of Dan Leffel, ([www.boldlightphoto.com](http://www.boldlightphoto.com)) we selected Martin Bailey, ([www.martinbaileyphotography.com](http://www.martinbaileyphotography.com)) for our wildlife trip. Martin, originally from the UK is a Tokyo resident and is fluent in Japanese. He has led photography tours for years and we found him intimately familiar with the best times and places in Japan to capture images. He was always ready to answer questions about composition and camera settings. Martin also leads winter landscape tours.



Sharlott Hasty



Sharlott Hasty

It is a 14-hour flight from DFW to Tokyo. When we arrived, Japan was in the middle of a historic snowstorm but with the help graciously offered by people in the airport, on the subways and then on the street we were able to navigate to our hotel after our night arrival. Throughout the country heavy snowfall had grounded flights and stopped trains leaving a dozen people dead and thousands injured. Martin's local knowledge allowed us take local trains instead of a vehicle to our first destination. Our goal was to photograph the Japanese Macaques at what is known as Snow Monkey Park in the mountains near Nagano where the 1998 Winter Olympics were held.





Sharlott Hasty  
●●●photography

© Sharlott Hasty

Sharlott Hasty

The snow had closed the park, but Martin convinced them to open for us and we were able to hike a narrow-shoveled path through the snow up the mountain. The storm had taken out the system that brings volcano hot springs water to the park. But, with the monkeys not being able to get in the water we were thrilled with our unique images of them dry and playing in the deep snow and trying to stay warm.

# JAPAN



If you are looking for photography guides to take you somewhere around the world, some that we like in addition to Martin, are

Robert Otoole ([www.robertotoole.com](http://www.robertotoole.com))

Jamie Thom ([www.conservationssafaricompany.com](http://www.conservationssafaricompany.com))

Joe and Mary Ann McDonald ([www.hoothollow.com](http://www.hoothollow.com))

Roman Kurywczak ([www.roaminwithroman.com](http://www.roaminwithroman.com))



Sharlott Hasty  
●●●photography

Sharlott Hasty



Sharlott Hasty  
●●●photography

Sharlott Hasty



Sharlott Hasty  
●●●photography

Sharlott Hasty

## FIELD TRIPS

### Notes from Steve Earles, Field Trip Coordinator

Happy New Year everyone. Let's hope 2021 is a better year. Our experts are telling us it will be late fall before we arrive at our new normal. I believe we can get out together so long as we have outdoor events and practice social distancing.

I do not have anything planned for January, but I will start posting events for late February and forward.

I am also coordinating a fall birding trip to Galveston for the weekend of October 16-17 with Jim Stevenson. Jim is a birder in the Galveston area and runs the Galveston Ornithological Society. He will lead us to some of his favorite birding locations. Save the date if you are interested, Once more of the details are known, I will get the trip posted.

In the meantime, here are some suggestions for self-guided trips alone or in meet-up groups:

Cedar Hill State Park  
Trinity River Area  
White Rock Lake  
Dallas Arboretum  
Hagerman Wildlife Refuge

## ONLINE LEARNING

From our President, Elisabeth Shore:

When it comes to online photography training, there are plenty to choose from. However, I enjoy the quick reads that fstoppers.com puts out on a regular basis. Below are a few links I thought might be of interest for you to take a look at and inspire you to think differently about what you normally do:

### PROCESSING RELATED

<https://fstoppers.com/originals/clever-ways-speed-photoshop-and-lightroom-your-existing-hardware-545785>

<https://fstoppers.com/photoshop/8-reasons-never-use-levels-again-adobe-photoshop-545390>

<https://fstoppers.com/originals/accurate-white-balance-lightroom-every-time-545040>

<https://fstoppers.com/education/five-creative-editing-tips-lightroom-545438>

<https://fstoppers.com/education/difference-between-vibrance-and-saturation-545115>

### PHOTOGRAPHY RELATED

<https://fstoppers.com/originals/forget-golden-hour-shoot-blue-moment-544572>

<https://fstoppers.com/education/how-do-you-make-photos-meaning-545675>

<https://fstoppers.com/education/whats-right-shutter-speed-photographing-sea-545422>

<https://fstoppers.com/education/editing-trick-might-change-how-you-photograph-forests-545017>

<https://fstoppers.com/originals/dynamic-range-important-landscape-photography-544584>

Happy learning!

## 43<sup>rd</sup> ANNUAL HEARD NATURE PHOTOGRAPY CONTEST

2021 Submission Dates:

February 1 -22, 2021

Once again, we are approaching the start date for our annual nature photography contest - February 1, 2021. This will be the 43rd year of the contest, which we, as a club, conduct in support of the Heard Natural Science Museum and Wildlife Sanctuary. Since progressing to an all-digital submission process in 2015, a little over \$32,000 has been generated for the museum. That is an exciting milestone.

Participating is easy - no need to print, mat, mail or deliver images. Deciding what to submit is a bit more complicated on your part. Look at your images - there are no date requirements - and this will be a good review of your image history. You will be pleasantly surprised when you find that image you may have forgotten or that trip that delighted you or that accidental sunset that made your day! Set up a digital folder and drop in your favorites. Simple!

Then go to our website and read the submission rules. We have included names, e-mails and phone numbers of our Contest Coordinators if you still have questions.

**WEBSITE Contest link**

## WELCOME TO THE HEARD NATURAL SCIENCE MUSEUM'S ANNUAL PHOTOGRAPHY CONTEST

The contest is hosted by our affiliated photography club but you don't have to be a member of the museum or the photography club to participate. This contest is open to all photographers so find your best nature photographs and get ready to enter.

The Heard Nature Photography Contest predates the Heard Nature Photographers Club by several years. The contest began in 1978, three years prior to the club being formed. Soon after the formation of the club, the museum asked the club members to help with the contest and so began a long-lived partnership.

A lot has changed since the very first print was judged. Today our contest is all digital and includes images from the very young to the, well, not-so-very-young. Take time to enter your images and be included in this outstanding event.

Proceeds from the contest benefit the Heard Natural Science Museum and Wildlife Sanctuary.

## AWARDS

Certificates may be awarded for 1st, 2nd, 3rd place winners in each category for each division. Awards are at the discretion of the judges.

A \$100 cash prize and certificate to Best of Show winners in each of the four contest Divisions.

Overall Best of Show. This image will be printed and displayed at the Heard Natural Science Museum.

## HEARD NATURAL SCIENCE MUSEUM'S ANNUAL PHOTOGRAPHY CONTEST

### ADULT DIVISIONS

Aspiring

Experienced

### ADULT CATEGORIES

Animals (Wild & Captive

Feathered Friends

Expressive Impressions

Floral

Creepy Crawlies

Scenics

Water

Back & White

Focus on the Sky

### YOUTH DIVISIONS

Junior - up to age 14

Senior - ages 15-18

### YOUTH CATEGORIES

Animals

Feathered Friends

Floral

Creepy Crawlies

Scenic

**WEBSITE Contest link**


For all the details regarding the Contest, use the QR code below for quick access or use the hyperlink at:

[https://  
www.heardnaturephotographers.com/  
about-the-contest-2021](https://www.heardnaturephotographers.com/about-the-contest-2021)

Contact Debbie Nielsen at  
972-369-0480 (text or call)

or email Debbie at  
[heardphotocontest2021@outlook.com](mailto:heardphotocontest2021@outlook.com)

or  
[contest@heardnaturephotographers.com](mailto:contest@heardnaturephotographers.com)



## CONTEST FEES

### ADULT FEES

Adult - \$10 for each image

### YOUTH FEES

Youth Junior/Youth Senior - \$5 for each image

### PAYING FOR YOUR SUBMISSION

We use a manual process to download images and to bill for the entry fee. Here's what happens:

Within 24-48 hours after you submit your images, you will receive an e-mail confirmation that they have been accepted (i.e. downloaded into the submission software).

Once the download happens, a list is generated from which PayPal invoices are manually prepared and sent to the email address under which the submission was made.

From the date of the invoice, participants have 72 hours in which to make their payment.

Each invoice has a separate invoice number. Please pay only from the embedded link in the PayPal invoice. This will automatically reflect that your invoice has been paid once the transaction is complete.

Payment must be made before the images will be included in the judging.

Payments are only accepted via PayPal. Credit cards are used for making this payment.

We are set up to accept international payments.

Cash and checks will not be accepted.

If you are having difficulty with the PayPal process, please contact Debbie Nielsen, Contest Coordinator for help at 972-369-0480 (Call or text), or [contest@heardnaturephotographers.com](mailto:contest@heardnaturephotographers.com)

Please note: Invoices for images submitted within two days of the deadline will need to be paid upon receipt.

## IMAGE SPECIFICATIONS

Images submitted should be saved as JPG files. RAW files are not accepted.

Image size should be at least 2000 pixels on the long edge and save it as a JPG file at 70% - 80% quality.

No identifying information should be visible on the image.

Ensure that the image Title and Copyright are included in the metadata of the image file.

**NEW!** If metadata is not entered in the digital file and your images places in any category, your name and image title will not appear with our image when winners are posted on our website or displayed during the awards reception.

[See website for metadata instructions.](#)

## IMPORTANT DATES

### SUBMISSION DATES

OPEN: February 1, 2021

Close: February 22, 2021

AWARDS CEREMONY (Virtual) A Zoom link will be sent by e-mail

March 21, 2021 2:00pm - 4:00pm

Winners will be notified by email after March 8, 2021. A full list of winners will be posted on the website after March 21, 2021.

## CONTEST SPONSORS



<https://competitivecameras.com/>

2025 Irving Blvd. Suite 107  
Dallas, TX 75207  
214-744-5511

[sales@competitivecameras.com](mailto:sales@competitivecameras.com)



<https://garlandcamera.net/>

1401 Northwest Highway @ Saturn  
Garland, TX. 75041  
972/278-0717

For your camera and other equipment needs, just talk to  
Steve Wright.

[info@garlandcamera.net](mailto:info@garlandcamera.net)

PHOTOGRAPHY




<https://dunnbyrandall.zenfolio.com/>



<https://www.arlingtoncamera.com/shop/>

544 West Randal Mill Rd  
Arlington, TX 76011



[www.GreatPhotography.com](http://www.GreatPhotography.com)



## CONTEST OPPORTUNITY

The Dewitt County Shutterbugs Photo Club is holding their Annual Photo Contest. Rules specify that the entries must be matted and shipped. If selected, the entries will be displayed in the print exhibition held at the Cuero Public Library and remain for the duration of the exhibition, March 22 - April 29.

The Dewitt Facebook Page has additional details.

DEWITTCSHUTTERBUGS.COM

### 2021 DEWITT COUNTY SHUTTERBUGS

Photography Contest and Exhibition

CUERO MUNICIPAL LIBRARY  
ALL PHOTOS WELCOME  
SPECIAL CATEGORY FOR 2021:  
DEWITT COUNTY HISTORY

For rules and information contact:  
Michele Bennett  
dcshutterbugs@yahoo.com  
Dianna Bartosh  
diannabartosh@icloud.com

Accepting Entries  
Feb. 17-March 17

Judging March 20

Display March 22-April 29

## 2021 MEMBERSHIP RENEWAL \$20 PER YEAR

Thank You!! Thank you for being a supportive member of the Heard Nature Photographers Club. We really appreciate having you as a part of our growing family. Our association is better because of you.

Membership in the club is only \$20 each year. Use the link on this page to renew your membership.

Remember that, as a member, you can participate in some awesome field trips when the club once again meets in person. Our meeting speakers provide incredible insight into photography and our host, the Heard Natural Science Museum, is an incredible facility.

Currently, members are able to take advantage of excellent speakers via ZOOM meetings and the club often meets in conjunction with area photography clubs while meetings are canceled.

If you are a first time member, you may want to read about the club. The Heard Nature Photographers Club is an auxiliary group of the Heard Natural Science Museum, McKinney, Texas. Click here for club bylaws and policies and procedures.

To renew, click on this link which will take you to the website.

Membership is \$20. per year. You will be able to pay by credit card.

Dues can be paid via PayPal directly to membership@heardnaturephotographers.com

Other options are to send a check made payable to:  
Heard Nature Photographers to:  
Treasurer, Brian Clark  
Heard Nature Photographers  
441 Cherry Spring Drive  
McKinney, TX 75072.



## HEARD NATURE PHOTOGRAPHERS

If you are a new member, or are renewing a long standing membership, you may want to visit our [“About”](#) Page. The Club is an auxiliary group hosted by the Heard Natural Science Museum in McKinney, TX. Here you will read the history of the club and see a map of the in-person (when available) meeting location on the Heard Natural Science Museum grounds.

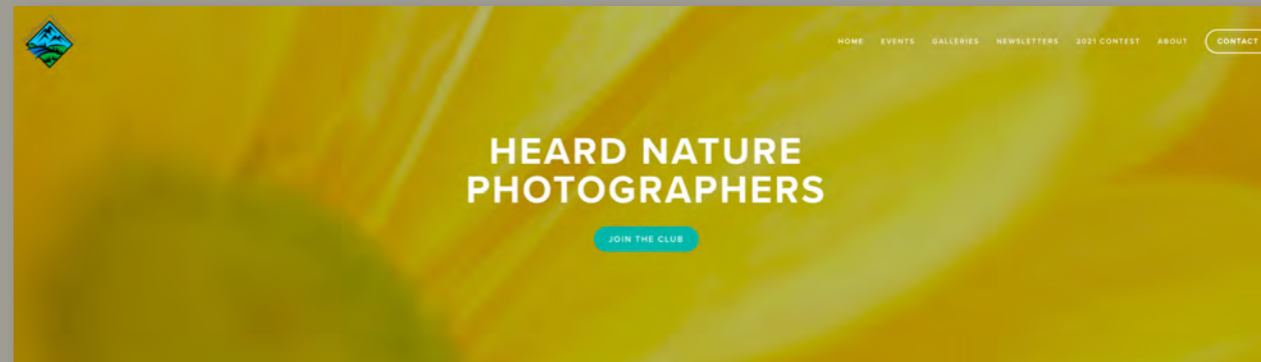
The club was established in 1981 and has served the and has served the nature photography enthusiast ever since. We are an affiliate of the [Photographic Societies of America](#) and focus our attention on nature photography.

We have a distinguished list of [Honorary Life Members](#) and all [Past Presidents](#) are listed.

The [Bylaws and Policies](#) are also available.

Although meetings cannot be in person at this time, the [Heard Natural Science Museum and Wildlife Sanctuary](#) is currently open and we encourage you to grab your camera and take a winter walk! Visit their [FACEBOOK](#) page for updated activities.

[Membership to the Heard](#) is available at different price levels, as well as activities for all ages.



## CLUB WEBSITE

The [Club website](#) has a wealth of information for both the new member and longstanding membership.

The [Meetings Page](#) lists the guest speakers who have presented on ZOOM since March 2020. Commentary and often photos are noted as well as contact information for speakers. Since most speakers are unable to lead workshops in the field, many of these professionals are offering free and/or subscription workshops online for the time being.

Under the [Events Page](#) you will find a wealth of video clips and resources for the photographer.

[Galleries](#) features member photos from a variety of contests and events.

[Newsletters](#) are archived from 2015 through 2020.

## SOCIAL MEDIA LINKS

Our Facebook page (Members Only):

<https://www.facebook.com/groups/HeardNP>

Instagram page:

<https://www.instagram.com/explore/tags/heardnaturephotographers/>



**President  
Elisabeth Shore**



**Vice President  
Craig Rowen**



To be revealed in the  
March Newsletter

**Secretary/Treasurer  
Brian Clark**



**Membership  
Coordinator  
Guy Huntley**



**Field Trip  
Coordinator  
Steven Earles**



**Webmaster  
Rob Hull**



**Newsletter Editor  
Nancy Mack**



**GSCCC Representative  
Anita Oakley**



**Contest Co-Coordinator  
Debbie Nielsen**



**Contest Co-Coordinator  
Steven Earles**



**Refreshments  
Open**

## OFFICERS 2021

OFFICER POSITION	REPRESENTATIVE	E-MAIL
President	Elisabeth Shore	<a href="mailto:eshore738@gmail.com">eshore738@gmail.com</a>
Vice President	Craig Rowen	<a href="mailto:craigtr.photos@gmail.com">craigtr.photos@gmail.com</a>
Secretary/Treasurer	Brian Clark	<a href="mailto:brian@emporiummax.com">brian@emporiummax.com</a>
Membership Coordinator	Guy Huntley	<a href="mailto:guyjr1@gmail.com">guyjr1@gmail.com</a>
Field Trip Coordinator	Steven Earles	<a href="mailto:steven.earles@yahoo.com">steven.earles@yahoo.com</a>
Webmaster	President	<a href="mailto:rob.hull@greatphotography.com">rob.hull@greatphotography.com</a>
Newsletter Editor	Nancy Mack	<a href="mailto:nmack2@earthlink.net">nmack2@earthlink.net</a>
GSCCC Representative	Anita Oakley	<a href="mailto:anitaoak@outlook.com">anitaoak@outlook.com</a>
Contest Co-Coordinator	Debbie Nielsen	<a href="mailto:debn654@gmail.com">debn654@gmail.com</a>
Contest Co-Coordinator	Steven Earles	<a href="mailto:steven.earles@yahoo.com">steven.earles@yahoo.com</a>
Refreshments	Open until we return to in-person meetings	



<http://www.gulfstatesccc.org/>

## GSCCC NEWS

### GSCCC Update

Congratulations to Debbie Nielsen, who won a second prize in the January GSCCC nature category with her “Aurora over Glacial Lagoon”. The photo and her description appear on Page 23 of this Newsletter.

GSCCC contests resumed in January. Keeping in mind that the GSCCC year runs from May to April, so far this year, we have had some great success. We've had six winners with some in Nature, Color, and Monochrome. Keep the great shots coming!

If you would like to submit images, please send them to me at [anitaoak@outlook.com](mailto:anitaoak@outlook.com). Make sure there is no watermark, and size them at 4000 pixels on the long edge. The file name format should be Image Title-Your Name. For instance, one of mine might be: Yellowstone Falls-Anita Oakley.

Thanks,

Anita Oakley, GSCCC Representative

[anitaoak@outlook.com](mailto:anitaoak@outlook.com)



<https://www.heardnaturephotographers.com/>



<https://psa-photo.org/>



**Aurora Over Glacial Lagoon: Debbie Nielsen, Second Prize, January GSCCC Nature Category**

**Aurora Over Glacial Lagoon – I decided to check off a travel destination on my bucket list and head to Iceland for a photo workshop with Thor Photography. For those that have been, you know what beauty the country holds. I visited at the end of August and did not expect to see any auroras. I felt incredibly lucky to have several nights of great displays of color. This photo was taken at Jökulsárlón (Glacier Lagoon) in the southeastern part of the country. As the Breiðamerkurjökull glacier calves, icebergs of various sizes, colors and shapes travel through a short waterway to the nearby Atlantic Ocean. We got lucky on this cold evening as the lake was full of icebergs with little wind. The sky exploded with color and beckoned us to stay as we photographed into the night. For this shot, the aurora display was not only in front of my camera as a great background, but lit up the sky above and behind me allowing me to not only catch a great background and light up the icebergs but also capture color in the water foreground.**

**Photo taken with a Canon 5D Mark III, 16-35 mm lens, f2.8 @ 25 secs, ISO 2500.**