



Heard Nature Photographers

“Photography for me is not looking, it’s feeling. If you can’t feel what you’re looking at, then you’re never going to get others to feel anything when they look at your pictures.”

Don McCullin

Springtime

April 2021

Volume 37 Issue 4

SPRING

www.heardnaturephotographers.com

Meeting Date: Saturday, April 13, 2021, 2:00 pm, online

A ZOOM link will be sent by e-mail prior to meetings
In-person club events are canceled until further notice

IN THIS ISSUE

- President’s Message.....2
- Image Request from Heard.....2
- April Speaker.....3
- 43rd Heard Annual Contest.....7
- Guest Speakers.....15
- April On-Line Learning.....16
- Call for Slide Show Images.....17
- Images.....17
- Field Trips.....18
- Trout Lilies.....19
- Membership Renewal.....22
- Club Affiliates.....22
- About the Club.....23
- Club Officers.....24
- SPAM ATTACKS.....25



Best of Show: Adult Experienced: The World is Going Upside Down: Thomas Vijayan

PRESIDENT'S MESSAGE

April showers bring May flowers... and severe weather that can impact us while out photographing, but which can also impact us at home. Are you prepared?

PHOTOGRAPHY EQUIPMENT: Is your home owner's insurance rider policy up to date to include any NEW equipment you have recently purchased or REMOVE equipment from your policy that you no longer have?

COMPUTER BACK-UP MEDIA: You also want to review your back-up media for your images on your computers. Make sure you have at least one copy of your data in an off-line, not-connected source to avoid power surges that might mess up your electrical connections.

HOME EQUIPMENT/APPLIANCES: We invested in a whole house surge protector at the circuit box a few years ago after losing a TV to a strong electrical storm. It has certainly been worth the investment.

VEHICLES: Is your car insurance up to date and is the coverage adequate? Do you have tow insurance? Has your spare tire been checked recently and confirmed to be properly inflated? Emergency lights? Blankets? A window breaker? Do you have AAA or AARP coverage to help you if you are on the road? Now that travel is starting to open up a little more, it's time to keep these things in mind again, especially after a very long year of not having to think about it.

Something to consider....

We are also going into our 4th month and it's time to make sure your membership dues are up-to-date. By the end of April, we will be cleaning up the mailing list and the club Facebook page to match the paid members list. I've sent out an email and posted on the Facebook page to alert everyone.

Thanks, as always, for your continued support of our club!

All the best,
Elisabeth, eshore738@gmail.com

Image Request:

Image Request from Sy Shahid, Executive Director of The Heard Natural Science Museum and Wildlife Sanctuary

The Heard Museum, <https://www.heardmuseum.org/> unveiled their brand-new web site on Monday, March 1, 2021 after 6 months of effort. It has been well-received, as it is totally re-designed with up-to-date features. If you haven't been out there yet, you should definitely check it out!

The Heard is trying to build up a library with images to refresh the new website and rotate the pictures on an on-going basis, with the intent being to highlight the Heard assets. Sy's request from our Club Members is to get as many as of the Heard sanctuary pictures that have been taken by you over the years as possible.

Please send the images to me and I can package them up and send them on to Sy. It can be something that you have taken in the past or, if you go out on the Heard property during 2021 and take images and want them to be included, just send them to me at any time throughout the year. I just ask that you title it "Heard Website Images" so I know to send it on.

As a side note, I am following up with Sy on the image format, size and dimensions he is looking for. I am assuming no branding/watermarks will be allowed, but I am checking on where image credits will be shown. I will follow-up to everyone with an email update once I get the details.

Elisabeth, eshore738@gmail.com



APRIL SPEAKER

Darrel Gulin

Topic: "Cowboys and Cowgirls"



Darrell has been photographing for over 33 years, marketing his work for the last 33 years and 28 of those as a full time Nature/Travel Photographer. He markets his work through Stock Agencies (GettyImages, Danita Delimont), Editorial/Paper Product markets, along with Photography workshops, tours, seminars and speaking engagements.

He is one of Canon's Explorer's of Light and also past President of North American Nature Photography Association -NANPA.

His work has been published in Outdoor Photographer, Newsweek, Audubon, National Wildlife, Popular Photography, Our Daily Bread, most top Nature Wildlife Calendars, and Natures Best to name a few.

He is an accomplished speaker/teacher. Leading workshops for Joe Van Os. Also he has been featured on the TV program Canon Photo Safaris.

He has traveled the world capturing special moments to share with others.



Darrell Gulin

BH Beginning: Darrel Gulin



BH K Autumn 2018: Darrel Gulin



BH Model Shoot: Darrel Gulin



Darrell Gulin

BH Sunset: Darrel Gulin



BH Winter Horses: Darrel Gulin

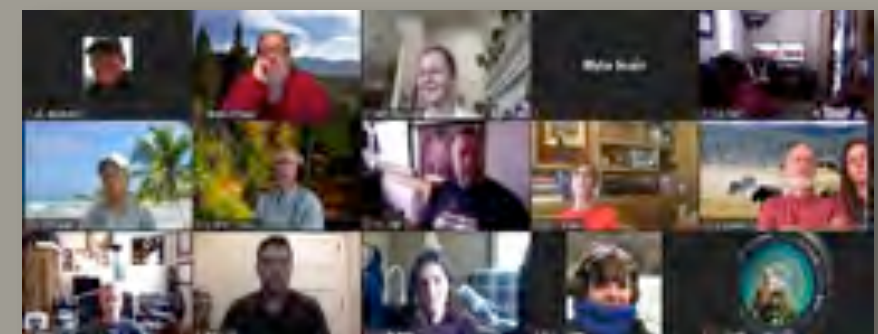
43RD ANNUAL HEARD NATURE PHOTOGRAPHY CONTEST

The 43rd Annual Nature Photography Contest has wrapped up culminating in the Virtual Awards Ceremony held on Sunday March 21st which raised \$5587.92 (after expenses) on behalf of the Heard Natural Science Museum and Wildlife Sanctuary. We closed the contest after a short extension due to the arctic weather that hit most of Texas, where a total of **600 photos** submitted from **103 total participants** across **5 states** and **international participation** from **Italy** and **Canada**. The photographys entered into the contest were fantastic and the judges certainly had a difficult task ahead of them.

Categories	Divisions			
	Adult-Aspirin	Adult-Experien	Junior Youth	Senior Youth
Animals	16	49	6	9
Black & White	8	39		
Creepy Crawlies	3	21	5	21
Expressive Impressions	17	29		
Feathered Friends	25	60	6	11
Floral	18	36	14	29
Focus on the Sky	2	16		
Scenics	10	88	8	26
Water	4	24		

Our judges this year were Tom Savage, Fijiko Yamamoto and Clark Crenshaw. Thank you to our judges!

Due to Covid, this year we held the awards ceremony via Zoom where just about 50 people attended. Rob Hull, as usual, did a fantastic job as the Presenter of the awards!



You can view all of the winning images on our website:

Best of Show winning images:

<https://www.heardnaturephotographers.com/best-of-show-2021>

Adult Experienced winning images:

<https://www.heardnaturephotographers.com/adult-experienced-2021>

Adult Aspiring winning images:

<https://www.heardnaturephotographers.com/adult-aspiring-2021>

Senior Youth winning images:

<https://www.heardnaturephotographers.com/youth-senior-2021>

Junior Youth winning images:

<https://www.heardnaturephotographers.com/youth-junior-2021>

There is a lot of work that goes on behind the scenes from our committee members. Besides Debbie Nielsen, the contest committee includes Mary Binford, Steve Earles, Rob Hull, Anita Oakley and Elisabeth Shore. A big thank you from Debbie to each of these members always making sure this contest goes as smoothly and as effectively as possible!

The Overall Best of Show winning image will be on display at the Heard Museum. Also, we've put together a slide show of the winning entries you

can find on display throughout the year on the first floor of the Museum Gift Shop. When you pay a visit to the Heard, be sure to check these out!


We hope you will join us for next year – the 44th year of contest. As the date draw nears, we will be announcing specific contest dates and information.

Thank you again to everyone who participated and assisted to make the 43rd annual photo contest a success!

Debbie Nielsen
2021 Contest Co-Coordinator



Firefall Yosemite 2016: Dawn Wilson



Firefall Yosemite 2016: Dawn Wilson


2021 OVERALL BEST OF SHOW - Thomas Vijayan

We began our journey in Borneo with a 3 hour boat ride across a sea with waves that get as high as 5 feet tall in a small fibre boat that can barely fit 2 people and all our equipment. We entered the mouth of a small river that has an opening between high tide and low tide; which made it impossible for us to leave the location in the afternoon as the tide departed and the ocean became too rough for our boat to pass through. As we got closer to the location of the photograph, the trees and jungle got too thick for the boat to pass so we were forced to continue on foot. Trekking through tree limbs with huge crocodile-infested water at waist depth and cameras held above our heads. Finally, I made it to my final destination, the huge tree and I climbed up on it for this shot and laid down along a branch, waiting for a nearby orangutan to climb up and pass me. I purposely wanted to get the beautiful sky as well as the subject facing me. Since the orangutan only likes to face upwards as it climbs, I knew the only way I could combine these two elements in one frame was to be above the orangutan and point downwards to capture the face and perfect reflection of the sky in the still water below it. The most challenging part of this experience was staying calm while the orangutan was in front of me.


*Thomas' image was also a winner in the World Nature Photography Awards.



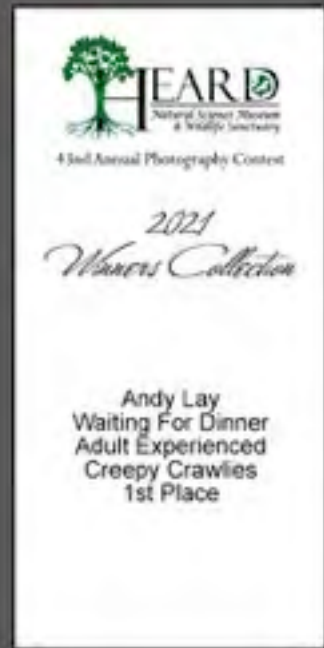
Best of Show: Adult Experienced: *The World is Going Upside Down*: Thomas Vijayan



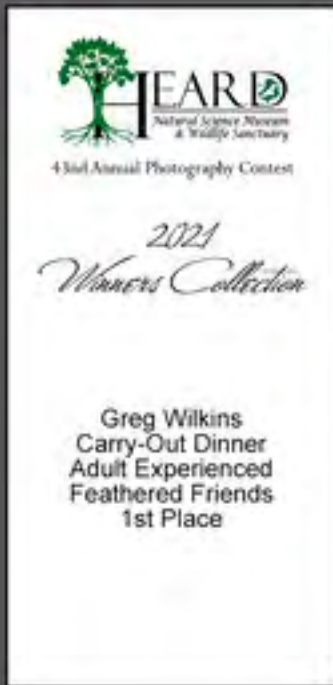
Hook-um Horns: Jay Hoppenstein




Sounds from the Fog: Marjorie Davidson




Waiting for Dinner: Andy Lay



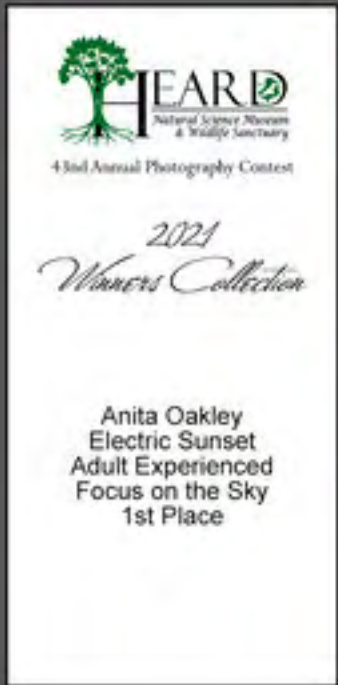
Carry-Out Dinner: Greg Wilkins




Color and Light: Susan Kindley




Moonrise Over the Badlands: Sharon Prislipsky




Electric Sunset: Anita Oakley



Babbling River in Alaska: Anis Ansari




Ice and Steam: Evan Knapp



SALUTE TO FALL: Melody Schotte



American Bird Grasshopper: Lauren McCauley



Incoming!: David Witherspoon



Cherry Blossoms: Evan Knapp



White Sands Afternoon Sun: Shannon Hutchinson



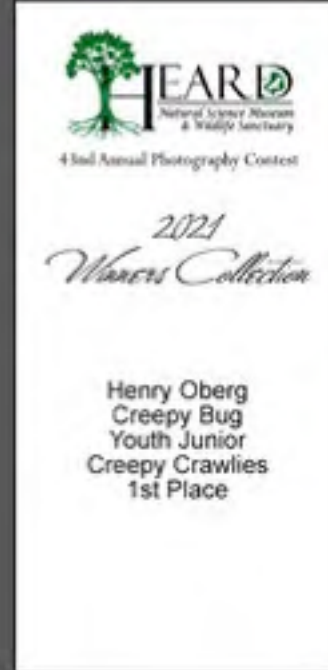
Early Morning Caddo Lake: Melody Schotte




Sakura Stream: Laurel Zwick




Color and Light: Susan Kindley



Creepy Bug: Henry Oberg



Lizzy: Anna Magnuson



Whoot: Anna Magnuson

**NEXT MEETING: Saturday, April 10, 2021, 2:00 pm by
ZOOM**

**A link will be sent to your e-mail address.
Please be sure your membership is current.**

Heard Nature Photographers Meeting Schedule

April 10	<u>Darrel Gulin, Canon Explorer of Light</u>	Topic: Cowboys and Cowgirls
May 8	Amy Shutt <u>www.amyshutt.com/</u>	Topic: Wild Canid Conservation Photography
June 12	Jennifer Hadley <u>www.jenniferhadleyphotography.com/</u>	Topic: Yellowstone
July 10	Elisabeth Shore	Topic: National Parks
August 14	Cheryl Opperman	Topic: Antarctica
September 11	Jon Fisher	Topic: From Stars to Storms - Capturing the Drama of Texas Skies
October 9	Chris Dutle	Topic: Open
November 13	Nic Stover	Topic: Evaluating and Working with Light
December 11	No Guest Speaker	Member's Choice

APRIL ONLINE LEARNING OPPORTUNITIES

This month's online training links come from the website of <https://digital-photography-school.com/>. They offer a very wide array of various types of training opportunities. I haven't read all of the links I've posted here, but the ones I have read were pretty interesting. At least, they caused me to think differently or to remember things I had learned in the past, but which needed a little "dusting off" on my memory shelves...

Start off with this link: "15 ways to find photographic inspiration" to give you some things to think about.

<https://digital-photography-school.com/photography-inspiration/>

PHOTOGRAPHY BASICS

<https://digital-photography-school.com/how-to-avoid-camera-shake/>

<https://digital-photography-school.com/the-rule-of-odds-in-photography-an-easy-trick-for-better-compositions/>

<https://digital-photography-school.com/8-simple-guidelines-capturing-spectacular-sunrise-sunset-images/>

<https://digital-photography-school.com/13-snow-photography-tips-beginners-guide/>

PHOTOGRAPHY TECHNIQUES

<https://digital-photography-school.com/getting-landscapes-sharp-hyperfocal-distances-and-aperture-selection/>

<https://digital-photography-school.com/use-foreground-create-depth-images/>

<https://digital-photography-school.com/depth-dimension-photos/>

<https://digital-photography-school.com/fine-art-landscape-photography/>

<https://digital-photography-school.com/long-exposure-night-photography/>

<https://digital-photography-school.com/backlighting-in-photography/>

PHOTOGRAPHY ARTISTIC EXPRESSION

<https://digital-photography-school.com/how-to-take-creative-landscape-shots-using-intentional-camera-movement/>

<https://digital-photography-school.com/beginners-guide-to-light-painting/>

<https://digital-photography-school.com/frame-within-a-frame-photography/>

PHOTOGRAPHY EQUIPMENT

<https://digital-photography-school.com/when-not-to-use-a-polarizing-filter/>

PROCESSING RELATED

<https://digital-photography-school.com/understanding-all-the-different-image-file-formats/>

<https://digital-photography-school.com/dodging-and-burning-in-lightroom/>

<https://digital-photography-school.com/soft-proofing-in-lightroom/>

<https://digital-photography-school.com/lightroom-color-grading/>

<https://digital-photography-school.com/color-adjustments-in-lightroom/>

<https://digital-photography-school.com/lightroom-hue-control/>

<https://digital-photography-school.com/lightroom-tools-nature-photography/>

<https://digital-photography-school.com/managing-digital-noise/>

<https://digital-photography-school.com/photoshop-adjustment-layers/>

<https://digital-photography-school.com/create-a-watermark-with-the-pen-tool/>

WEEKLY PHOTOGRAPHY CHALLENGES

<https://digital-photography-school.com/weekly-photo-challenge-sunrise/>

<https://digital-photography-school.com/weekly-photo-challenge-flowers/>

<https://digital-photography-school.com/weekly-photo-challenge-trees/>

Happy learning!

Elisabeth

Call for Slideshow Images

This is a reminder that we are looking for and accepting your images in the following two categories to be part of the April meeting member slideshow. Please submit your images to Ron Marabito at remarabito@gmail.com by no later than Sunday, April 4, so he has time to create the slideshow for our meeting on April 10.

1) Zoo Animals

2) Trout Lilies

Reminder to please make sure you:

- Submit a maximum of 6 images
- Remember to name them properly; e.x.: RM01 thru RM06
- And last, but not least, images can come from any time period.


Any questions, please let either

Elisabeth Shore eshore738@gmail.com or

Ron Marabito remarabito@gmail.com know.



Iris: Nancy Mack



FIELD TRIPS

Notes from Steve Earles, Field Trip Coordinator

The table below is a calendar of slide show locations and themes for the remainders of the year. This is an opportunity for our members to share their work with others. To participate in the slideshow all that is required is to visit the location at your convenience and submit up to five images.

All of the months are locations with the exception of the June show which is themed Texas Wildflowers. You may take these photos anywhere in Texas you like. Images are to be submitted to Ron Marabito at remarabito@gmail.com. Images should be no larger than 2,000 pixels on the long edge and should be named with your initial followed by the image number. Example SE01.

HEARD NATURE PHOTOGRAPHERS SLIDESHOW SCHEDULE			
Images Due	Meeting	Location or Theme	Address
April 23	May 8	Dallas Arboretum	8525 Garland Rd, Dallas, TX
May 30	June 12	Texas Wildflowers	Your favorite location
June 30	July 10	Prairie Creek Park in Richardson	2600 West Prairie Creek Dr, Richardson TX
July 31	August 14	Heard Wildlife Sanctuary	1 Nature Place, McKinney TX
August 31	September 11	Lewisville Lake Environmental Learning Center	201 E. Jones St, Lewisville Tx
September 30	October 9	Clark Gardens	567 Maddux Road, Weatherford, TX
October 30	November 13	Fort Worth Nature Center	9601 Fossil Ridge Rd, Fort Worth, TX
November 30	December 11	Members Choice Awards	Special instructions coming later
December 31	January 8	Ft. Worth Botanical and Japanese Gardens	3220 Botanic Garden Blvd, Fort Worth, TX

Our first field trip for 2021 will be at the Blackland Prairie Raptor Center May 8th.

From the Raptor Center website:

Raptor Photo Day – Saturday, May 8th, 2021

Raptor Photo Day is a great opportunity to experience taking photographs of our education ambassadors in a natural setting. We set up perching throughout our park and let photographers take pictures of the birds with different backgrounds and lighting. We work to make your shots beautiful. For all ages and photography experience. Some of the birds presented include American Kestrel, Screech Owl, Mississippi Kite, Harris' Hawk, Red-shouldered hawk and Red-tailed Hawk.

When: Saturday, May 8, 2021 from 7:30am to 10am

Where: Blackland Prairie Raptor Center, 1625 Brockdale Park Road, Lucas TX 75002

Cost: \$20 pre-register and \$25 at the door.

Pre-registration will open up a month before the event.

Website: www.bpraptorcenter.org


TROUT LILY SEASON IN NORTH TEXAS

Trout Lilies

Early spring at the Heard is synonymous with Trout Lilies! Emerging in February or March, before almost anything else has budded out, their spotted leaves and delightful small, white, down-turned flowers are a must for all nature lovers. But, you have to catch them quickly, because within a few weeks they disappear again.

Trout lilies bloomed at the Heard in February and March. These small, native plants are a favorite harbinger of the coming spring among seasoned Heard visitors, volunteers and staff. When you spot them, please leave them where they are so that future generations can enjoy them. Their dainty, white flowers are accented by mottled, green leaves--the inspiration for the "trout" moniker.

These beautiful and delicate plants are just one of many things to watch for along our trails this time of year. Don't wait to view them--they're only visible for a short time. [Learn more](#)




Trout Lilies: Brian Clark

The Trout Lilies were shot at the Heard on the Hoot Owl Trail

I shot them with an Olympus EM-1 + 60mm Macro lens

I focus stacked 15 – 20 images in Helicon Focus





Trout Lilies:
Larry Petterborg



I use an Olympus E-M1 mkII camera and for these images an Olympus 40-150 mm f/2.8 lens. The photos were made at White Rock Lake park near the "Bath House". The Trout Lilies are located in the middle of the small clump of trees. I had to get down on my belly to get the shots



**Trout Lilies:
Bud Mallar**



I use a Canon 90D, with my trusty Tamron 16-300. I had a circular polarizer on, but not sure I used it as it was pretty shady in there.

These were all taken at f/9.0, at 1/320 and auto ISO.

They were taken at White Rock Lake, near the Bath House.

2021 MEMBERSHIP RENEWAL \$20 PER YEAR

Thank You!! Thank you for being a supportive member of the Heard Nature Photographers Club. We really appreciate having you as a part of our growing family. Our association is better because of you.

Membership in the club is only \$20 each year. Use the [link](#) on this page to renew your membership.

Remember that, as a member, you can participate in some awesome field trips when the club once again meets in person. Our meeting speakers provide incredible insight into photography and our host, the [Heard Natural Science Museum](#), is an incredible facility.

Currently, members are able to take advantage of excellent speakers via ZOOM meetings and the club often meets in conjunction with area photography clubs while meetings are canceled.

If you are a first time member, you may want to read about the club. The [Heard Nature Photographers Club](#) is an auxiliary group of the [Heard Natural Science Museum](#), McKinney, Texas. [Click here for club bylaws and policies and procedures.](#)

[To renew, click on this link which will take you to the website.](#)

Membership is \$20. per year. You will be able to pay by credit card.

Dues can be paid via PayPal directly to membership@heardnaturephotographers.com

Other options are to send a check made payable to:
Heard Nature Photographers to:
Treasurer, Brian Clark
Heard Nature Photographers
441 Cherry Spring Drive
McKinney, TX 75072.



<http://www.gulfstatesccc.org/>



<https://psa-photo.org/>



HEARD NATURE PHOTOGRAPHERS

If you are a new member, or are renewing a long standing membership, you may want to visit our [“About”](#) Page. The Club is an auxiliary group hosted by the Heard Natural Science Museum in McKinney, TX. Here you will read the history of the club and see a map of the in-person (when available) meeting location on the Heard Natural Science Museum grounds.

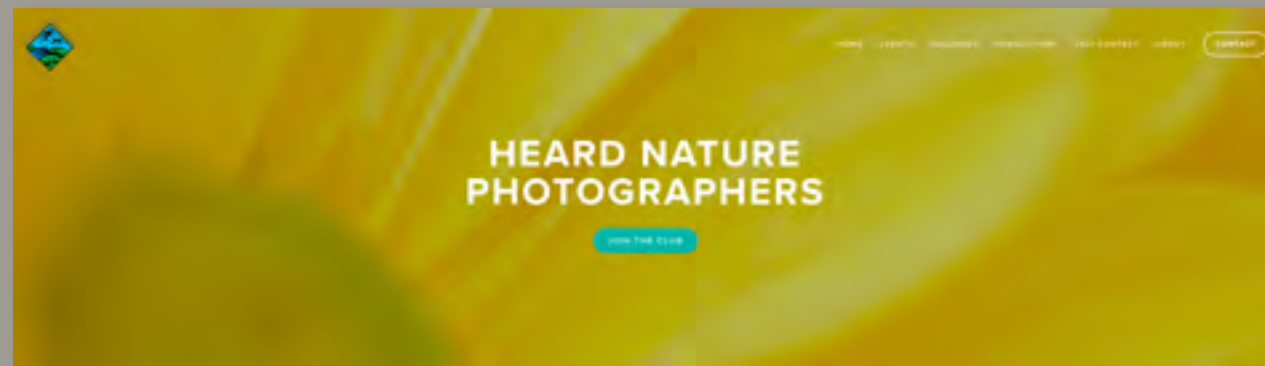
The club was established in 1981 and has served the and has served the nature photography enthusiast ever since. We are an affiliate of the [Photographic Societies of America](#) and focus our attention on nature photography.

We have a distinguished list of [Honorary Life Members](#) and all [Past Presidents](#) are listed.

The [Bylaws and Policies](#) are also available.

Although meetings cannot be in person at this time, the [Heard Natural Science Museum and Wildlife Sanctuary](#) is currently open and we encourage you to grab your camera and take a winter walk! Visit their [FACEBOOK](#) page for updated activities.

[Membership to the Heard](#) is available at different price levels, as well as activities for all ages.



CLUB WEBSITE

The [Club website](#) has a wealth of information for both the new member and longstanding membership.

The [Meetings Page](#) lists the guest speakers who have presented on ZOOM since March 2020. Commentary and often photos are noted as well as contact information for speakers. Since most speakers are unable to lead workshops in the field, many of these professionals are offering free and/or subscription workshops online for the time being.

Under the [Events Page](#) you will find a wealth of video clips and resources for the photographer.

[Galleries](#) features member photos from a variety of contests and events.

[Newsletters](#) are archived from 2015 through 2020.

SOCIAL MEDIA LINKS


Our Facebook page (Members Only):

<https://www.facebook.com/groups/HeardNP>

Instagram page:

<https://www.instagram.com/explore/tags/heardnaturephotographers/>

OFFICERS 2021



**President
Elisabeth Shore**



**Vice President
Craig Rowen**



**Secretary/Treasurer
Brian Clark**



**Membership
Coordinator
Guy Huntley**



**Field Trip
Coordinator
Steven Earles**



**Webmaster
Rob Hull**



**Newsletter Editor
Nancy Mack**



**GSCCC Representative Contest Co-Coordinator
Anita Oakley**



Debbie Nielsen



**Contest Co-Coordinator
Steven Earles**



**Refreshments
Open**

OFFICER POSITION	REPRESENTATIVE
President	Elisabeth Shore
Vice President	Craig Rowen
Secretary/Treasurer	Brian Clark
Membership Coordinator	Guy Huntley
Field Trip Coordinator	Steven Earles
Webmaster	Rob Hull
Newsletter Editor	Nancy Mack
GSCCC Representative	Anita Oakley
Contest Co-Coordinator	Debbie Nielsen
Contest Co-Coordinator	Steven Earles
Refreshments	Open until we return to in-person meetings

RECENT SPAM SCAMS

I wanted to let the club membership know that I have been the victim of 2 spam scams that involve various members of the club, so that you can take the appropriate actions to safeguard yourselves.

I am including examples of the emails that were sent out under my name so you know what to look for, and below is a link to an article that will give you some tips on how to recognize spam or phishing emails.

<https://www.wikihow.com/Recognize-Spam#:~:text=%20Recognizing%20Spam%20and%20Phishing%20Emails%20%201,In%20general%2C%20if%20the%20email%20asks...%20More%20>

And here is a link specifically about Phishing:

<https://www.consumer.ftc.gov/articles/how-recognize-and-avoid-phishing-scams>

Should you have ANY concerns or doubts as to whether or not the email is legitimate, please don't hesitate to reach out to me (or the person you believe has been spammed if you know them) directly and verify the information before clicking any links or taking any actions.

It pays to be cautious and suspicious of things you don't recognize.

SPAM SCAM EXAMPLE #1:

This first spam email is NOT from my email address. Any request for donations like this would never be sent to a member of the board or the club to take care of on my behalf. Any donations from the club are discussed with the officers and would need to be vetted/approved by us all. Donations are taken care of on behalf of our club through the Treasurer, Brian Clark, not individuals.

Things to look out for here that are indicative of a spam email are the request for funds, the sense of urgency, the attempt to make you feel responsible, , typos, bad grammar and poor punctuation.

RECENT SPAM SCAMS, continued

From: Elisabeth Shore 19phyl51jim@ntelos.net

Hello [Name],

Are you available to assist? I am quite unavailable now and I've got credence in you to take care of this. I would have called your phone but I presently do not have access to my mobile phone.

The Heard Nature Photographers Club needs some gift cards for donation to Veterans at Hospice and Palliative care units for preventive items from Corona Disease (COVID-19). I'm liable for reimbursement. Need more info?

Sincerely,

Elisabeth Shore

President

Heard Nature Photographers Club

Second follow-up email:

I need you to purchase 5pcs x \$100 of either eBay or Target or Steam gift cards which totals \$500 for the donation pledged to Veterans at Hospice & Palliative Care. Due to the time frame of the pledge, I will be glad if you get them as fast as you can and all you need do now is follow this instructions as instructed by the VA:

- (1) Scratch cautiously the silver "Peel slip" behind the gift cards to reveal the claim codes.
- (2) Take snapshots to capture the claim code and the receipt of the gift cards.
- (3) Attach the pics & send to the Veterans Hospice Palliative Care e-mail address Donations.Veterancareunit@consultant.com so it can be printed out for use.

Also send me a postal address so I can write a check for reimbursement to the address. Let me know when you have sent them.

RECENT SPAM SCAMS, continued

SPAM SCAM EXAMPLE #2:

This second spam email is also NOT from my email address, and I would never send a cryptic message like this to anyone in the club membership. Additionally, you can see a large number of misspellings, bad grammar and poor punctuation, all hallmarks of a spam email scam.

From: Elisabeth Shore directorpresident02@gmail.com

Subject: REQUEST

Hi [Name],

Are you available today? Please let me know.

Regards

Elisabeth Shore

Second follow-up email:

Subject: Re: REQUEST

Hi [Name]

Sorry am just getting to see your mail

I need your personal cell phone number which I can text you on, I have a personal task for you first thing tomorrow morning ASAP.

Elisabeth Shore



43rd Annual Photography Contest

2021
Winners Collection



Sophia Helton
Ice Waterfall - Melissa, Texas
Youth Junior
Scenics
1st Place

