



# Heard Nature Photographers

“I am not interested in shooting new things..  
I am interested to see things new.”

Ernst Haas

## Really Summer

July 4th  
Tour de France  
The Olympics  
Paralympics

July 2021

Volume 37 Issue 7

SUMMER

[www.heardnaturephotographers.com](http://www.heardnaturephotographers.com)

Meeting Date: Saturday, July 10, 2021, 2:00 pm, online

A ZOOM link with be sent by e-mail prior to meetings  
In-person club events are canceled until further notice

### IN THIS ISSUE

- President’s Message.....2
- July Speaker.....3
- Speaker Schedule.....8
- Special Invitation.....9
- Member Feature.....15
- Field Trips.....27
- Side Show Themes.....29
- Call for Slide Show Images.....30
- Online Learning Opportunities.....31
- Membership Renewal.....32
- Club Affiliates.....32
- About the Club.....33
- Club Officers.....34
- Equipment Sales.....35



CLF Photo

Tri-Colored Egret Clive Fernando

## PRESIDENT'S MESSAGE

Hello everyone! During our Zoom meeting last month, Steve Earles, our Field Trip Coordinator, shared with us that he and a photo buddy had been the victim of their car being burglarized after a photo trip down to the Trinity River Levee.

The car had been parked in the Trinity Groves area parking lot. Around 5:00 pm, after spending some time taking their pictures, they decided that they would secure their camera equipment in the car and then head in to a restaurant for a bite to eat for dinner. They stowed the equipment under the seat on the floorboard of a vehicle with tinted windows. Unless you knew it was in there, it was not visible to anyone just looking into the vehicle through the windows. Steve and his friend believe that they had been watched while they were taking pictures and targeted due to their camera equipment.

They were gone for about 1.5 hours while they had dinner. The burglars took that opportunity to break out the window and grabbed the two camera bags, leaving the tripods and several other things, and ran off with the bags.

Because it occurred around 5:00 pm, it was still light outside and at that time of day, there was not a lot of foot traffic for people to see what was going on to scare off the burglars or raise the alarm of something wrong happening.

Steve and his friend did call the police, but since it was deemed a non-violent crime, the report was taken over the phone. A few days later, a detective followed-up with a phone call, and Steve was able to provide him with a list of all of the serial numbers of the equipment that was taken.

Steve had his equipment insured; his friend did not. In speaking with Steve about this event, he mentioned that his annual insurance was less than \$100 to have his equipment covered in the event of theft. His claim has already been paid, while his friend is filing a claim with his homeowners insurance, taking much longer, and subject to his deductible.

Police departments will typically distribute a list of equipment serial numbers reported stolen to pawn shops who will compare them to new items being brought in to be sold; conversely, they will also work with the pawn-shop owners to run serial numbers of equipment brought in to see if they have been reported as stolen.

As I discussed this story with my husband, Steve, he mentioned that his equipment had also been stolen from his vehicle back in the late 1980's. Since then, he has carried insurance on his equipment, kept an up-to-date list of his equipment serial numbers, and pays much more attention to his surroundings when he is out taking pictures.

Lessons to be learned from this experience:

- 1) It pays to have your equipment insured, which will require you to document your serial numbers and keep that list current in case you have to file a police/insurance report. Since we all carry our mobile phones with us, either keep the list in an app or create a document/PDF that you send to yourself or download onto your phone so you have it readily available should the need arise.
- 2) Make sure you pay attention to your surroundings – who is around you, what they are doing, how they are acting, and where avenues for exit are available should something happen.
- 3) Get in your car and drive away, put your equipment away off-site and then come back in without showing that you have valuables that might be of interest for would-be burglars.
- 4) If you think you have to make a decision on whether to store your equipment in your car before you head in to eat somewhere or to take it with you, think twice about putting your equipment out of your sight/control. Better safe than sorry!

The last question you should consider is: “What do I really need to carry in my bag?” Do you need EVERYTHING you bring with you?

I, personally, am really bad about carrying everything but the kitchen sink with me when I go out because I am always afraid I'm going to need something I left at home. So I know I have some work to do on paring down what I carry with me.

What can you do to prepare yourself and secure your belongings from theft? Something for all of us to think about....

Elisabeth



## JULY SPEAKER

**Elisabeth Shore**

**Topic: National Parks**



**Our speaker for the July meeting is our own President, Elisabeth Shore. We are doing things a little differently this month in that this presentation is not based on her work, but is a reflection of the work and talent of our club members.**

**Between 2019 and 2020, Elisabeth was looking at the images various speakers throughout the year were showing from their trips to the National Parks. She decided to showcase the images from our membership who had traveled to the National Parks, and was interested in seeing how many parks had been visited by our members, the stories they had about their locations, and any fun facts they had to share about their experiences. Her goal was not only to inspire our fellow members to travel to some of the beautiful locations but more to give us an opportunity to recognize the sheer amount of talent we have in our club.**

**Our National Park system's purpose is to conserve the scenery, the natural and historic objects and the wildlife on the lands and to provide for the enjoyment of the lands in such manner and by such means as will leave them unimpaired for the enjoyment of future generations. As photographers, we have a unique opportunity to tell the stories of each location we visit, to document and share the beauty we have seen and experienced and, by our images, to encourage others to explore these breathtaking and magnificent places we have in our country.**

**We had 18 photographers submit their beautiful images across 40 of our National Parks. Please join us as we take a very unique journey across the United States through the eyes of our club!**



**Theodore Roosevelt National Park, ND BARBARA STONE**





Zion National Park, UT **CLIVE FERNANDO**





Great Sand Dunes National Park, CO **TOM HEATH**





Grand Canyon National Park, AZ **SUDHA KANKIPATI**





Arches National Park, UT **ROBERT GREEN**



**NEXT MEETING: Saturday, July 10, 2021, 2:00 pm by  
ZOOM**

**A link will be sent to your e-mail address.  
Please be sure your membership is current.**

### **Heard Nature Photographers Meeting Schedule**

|                     |   |   |
|---------------------|---|---|
| <b>July 10</b>      | <b>Elisabeth Shore</b>  | <b>Topic: National Parks</b>  |
| <b>August 14</b>    | <b>Cheryl Opperman<br/><a href="http://www.cherylopperman.com">www.cherylopperman.com</a></b> | <b>Topic: Antarctica</b>  |
| <b>September 11</b> | <b>Jon Fisher</b>   | <b>Topic: From Stars to Storms -<br/>Capturing the Drama of Texas Skies</b> |
| <b>October 9</b>    | <b>Chris Duple</b>  | <b>Topic: Open</b>  |
| <b>November 13</b>  | <b>Nic Stover</b>   | <b>Topic: Evaluating and Working with Light</b>                             |
| <b>December 11</b>  | <b>No Guest Speaker</b>   | <b>Member's Choice</b>  |



# Dallas Camera Club Program Invitation

The Dallas Camera has been able to engage the outstanding Arizona-based photographer Lisa Langell for their upcoming July Zoom program and have offered to share that program with other camera clubs in the community. Best of all, there is **NO CHARGE** to our members, although you are required to go to the Dallas Camera Club Website to register for this program. **WITHOUT REGISTRATION**, you will **NOT** be able to attend the meeting.

When the Dallas Camera Club had Lisa present her program in February this year, it was a huge success, with 110 attendees. First, she is an outstanding nature photographer. In addition, she has the other most important ingredient for a successful program: she is an outstanding speaker, teacher, and one who whose programs are interactive and fun.

You don't want to miss this opportunity, so make sure you follow the directions at the end to get your registration in! The greater the attendance, the more likely we are able to attract outstanding speakers to the Metroplex for future programs.

Dallas Camera Club Program  
Tuesday, July 27  
7:00 P.M.  
Zoom Program



Raptor Pair **LISA LANGELL**

## The New Nature Photography By Lisa Langell

Nature Photographers put their photography on the website, in coffee shops, in galleries, art exhibits, art shows, or online, but often struggle selling it. People love a beautiful image of nature, but aren't compelled to buy it for their home. Nature Photographers crave creating something different but often aren't sure how to execute new looks. There are interior design concepts that are unfamiliar to many Nature Photographers when we set out to make photographs. Photographers venturing out seeking the right light, action, moment, and composition, but often do not think first about the differing criteria for creating work appropriate for the various design elements of home or office interiors versus the classic criteria for magazines and calendars.



**LISA LANGELL**



This live, interactive and fun webinar will help you to better understand how to differentiate photography markets and shoot for them in order to create modern nature photography that is desirable to consumers looking to adorn their interiors. Some of the things that you will learn in this program are the following:

- How to identify the differences between “classic nature photography” and the new nature photography for today's artistic decorative trends.
- Spot the right photographic compositions for modern decorative art.
- Identify and apply photographic techniques that elevates your work from traditional to art worthy for today's interior trends.
- Incorporate mixed media and “found objects” into your creations.
- Apply simple but impactful post processing techniques.
- Discover images in your archives that, with a few tweaks, can be translated into the new nature photography.

Lisa is a full-time working photographer in Arizona whose photography has included the cover of *Outdoor Photography*, plus her images have graced Arizona Highways, Ranger Rick, and various art galleries. She currently sits on the Board of Directors for the North American Nature Photography Association.



Trio of Bears **LISA LANGELL**



Poppies on the Wall **LISA LANGELL**

In her earlier work life, was a master floral designer, licensed psychologist, university faculty, an international consultant in K-12 education, The Chief Business Development Officer of an education technology company, a researcher, a writer, and an artist. She is one who has enjoyed meeting each challenge.

You may read more about her, see her photography, list of webinars, workshops, and events at her website: [www.langellphotography.com](http://www.langellphotography.com).

**REMINDER: There is NO CHARGE FOR THIS PROGRAM, BUT YOU MUST SIGN UP FOR IT IN ADVANCE.**

**HOW TO SIGN UP FOR THIS PROGRAM:**


- Go to the Dallas Camera Club Webpage: [www.dallascameraclub.org](http://www.dallascameraclub.org)
- Go to “Programs” on page one of the webpage
- Select “July 2021”
- Click on “The New Nature Photography”
- Click on “Register Here”





Murmuration x 8 **LISA LANGELL**





©2017 Lisa Langell

Modern Triptych **LISA LANGELL**





©2020 Lisa Langell

Loon Diptych LISA LANGELL





©2020 Lisa Langell



# BIRDS OF HIGH ISLAND, BOLIVAR PENINSULA

Clive Fernando, on location



## CLIVE FERNANDO

is this month's featured club member. Clive joined the area photography clubs in 2017 and shares the following with us:

I am just a toddler to Digital Photography. Although I had multiple 'Point and Shoot' cameras for many years I got my first Digital camera in early 2017.

When I got my Canon Rebel Series T6i, I wanted to make sure that I learned all the functions in the camera instead of just using the 'P' mode.

I am an Electrical Engineer, Technical Project Manager who always wanted to learn the details. Now I am retired and so far blessed with 7 grandkids.



Roseate Spoonbill Clive Fernando



Roseate Spoonbill Clive Fernando



The best thing I did after buying a digital camera was to join a few Photography clubs in the area. I joined the Heard Nature Photography Club in mid 2017 and am currently an active member. I am so thankful to the senior members who guided me on technical matters, training and also visiting many places to make great images.

After a couple of years using and learning basic photography skills with the entry level camera, I am now using Canon Mirror-less EOS R5 with some of their fantastic RF lenses.

## THE SANCTUARIES

In April of this year, I was able to drive to High Island TX twice. If you are not familiar, High Island is located in the Bolivar Peninsula, Galveston County, TX. The community is located in the extreme eastern part of the county on Bolivar Peninsula, less than one mile from Chambers County and less than two miles from Jefferson County.

The Houston Audubon Society has 4 sanctuaries at High Island: Boy Scout Woods, Smith Oaks, Eubanks Woods, and the S.E. Gast Red Bay Sanctuary. Boy Scout Woods is the headquarters, which is staffed by volunteers during peak spring migration season from mid-March to mid-May. Smith Oaks is the largest sanctuary and home to the Rookery.

Smith Oak Sanctuary is famous among Birders and Photographers from all over the country and mainly famous for Roseate Spoonbills and if you visit, you will not regret, you will see many other categories of birds as well.



**Roseate Spoonbill Clive Fernando**

In the first week of April, birds were preparing their nest so you could see many birds flying with huge twigs for their nest.

**Tri-Colored Egret Clive Fernando**





Most Egrets have already laid the eggs and are warming them. You will sometimes get the chance to see blue colored eggs if you have patience to watch them for awhile.



**Egret and Nest with Eggs Clive Fernando**



**Some Great Egrets were in their breeding plumage while some other's chicks were out and playing.**



CLF Photo

**Egret Clive Fernando**



CLF Photo

**Egret Clive Fernando**





*CLF Photo*



If you visit this place, I am sure you are going to spend a lot of time observing the big birds' behaviors, how they take care of the chicks and even how they poop while flying!



CLF Photo

**Roseate Spoonbill Clive Fernando**





**Summer Tanager** Clive Fernando

It is not only the big birds, but if you are willing to use some walking trails in the area you can enjoy many small song birds in the vicinity.



CLF Photo

**Small Bird** Clive Fernando





CLF Photo

**Small Bird Clive Fernando**



CLF Photo

**Yellow Warbler Clive Fernando**



Something you don't want to miss in the area is a visit to the Anahuac National Wildlife Refuge. If you go on the 2 mile drive around the Shoveler Pond you can see so many water birds.

Please note that if you happen to visit this place, make sure you have enough protection for mosquitoes!



CLF Photo

**Bird in Water Clive Fernando**





CLF Photo

**Green Heron Clive Fernando**





CLF Photo

White-faced Ibis Clive Fernando





Bird Clive Fernando



Bird Clive Fernando



Purple Gallinule Clive Fernando



# FIELD TRIPS

## CADDO LAKE December 3,4,5

The club will be traveling to Caddo Lake to photograph brilliant fall colors of the largest bald cypress forest in the world. It is possible to photograph Caddo Lake from the shore, but it is not the best way. Most of the banks are located on private land and closed to the public. The best way to photograph the lake is by boat. We will have four boat tours scheduled, two sunrise tours, two sunset tours based out of the Shady Glade Marina located in Uncertain, TX. Members will have the freedom to choose some or all the tours.

### The Basics

- Must be a current member of the Heard Nature Photography Club with a liability waiver on file to participate.
- Boat tours will depart from Shady Glade Marina, Uncertain TX
- Boat tours have been arranged for two sunset tours and two sunrise tours.
- Times
  - o Sunrise is approximately 7:00 am
  - o Sunset is approximately 5:10 pm
  - o New moon Saturday
  - o Exact boat departure times will be determined later but if you are planning to go on the Friday afternoon sunset tour you should plan to be at the dock no later than 3:00 pm.
- Group meals will be planned and announced later.
- Will need a firm commitment from everyone in September. I'll push the date as late as I can.

### Lodging

- Uncertain Texas
  - o Most convenient for the tours but limited dining options
  - o Shady Glade Resort
    - ♣ [shadygladeresort.com](http://shadygladeresort.com)
    - ♣ 903-789-3295
    - ♣ Walk to the boats
  - o Hodge Podge Cottages
    - ♣ [hodgepodgecottages.com](http://hodgepodgecottages.com)
    - ♣ 903-789-3901
    - ♣ Walk to the boats
  - o Spatterdock
    - ♣ [spatterdock.com](http://spatterdock.com)
    - ♣ 903-789-3268
    - ♣ Short drive to the boats
  - o There are several AIRBNB and VRBO options
- Jefferson
  - o 30 minutes from the boats
  - o Numerous lodging and dining options
- Caddo Lake State Park
  - o 15 minutes from the boats
  - o RV, camping or cabins

### The boat tours

- Each boat tour will be two hours
- Each boat tour will cost \$50 per person plus a guide tip. Fees for the trip will be collected in advance.
- Exact departure times TBD
- All boat tours will be on pontoon boats with up to six photographers
- Go-Devils are smaller boats that carry two photographers. They can get to areas the pontoon boats cannot. If you desire to try one of these trips you will need to book it yourself. Feel free to make your own plans.

### Sign up for the trip

- Online – <https://www.heardnaturephotographers.com/field-trips-1>
- Email – [heardphototrip@gmail.com](mailto:heardphototrip@gmail.com)
- Call Steve Earles – 713-898-5204





To whet your appetite for this spectacular fall trip, here are some amazing photos from the 2019 trip. From sunrise to sunset and starry nights to beautiful birds, CADDO LAKE offers something for every photographer.



# CADDO LAKE MEMORIES 2019





# Slide Show Themes and Locations

## Notes from Steve Earles, Field Trip Coordinator

### Field Trip Notes

The table below is a calendar of slide show locations and themes for the remainders of the year. This is an opportunity for our members to share their work with others. To participate in the slideshow all that is required is to visit the location at your convenience and submit up to five images. Images are to be submitted to Ron Marabito at [remarabito@gmail.com](mailto:remarabito@gmail.com). Images should be no larger than 2,000 pixels on the long edge and should be named with your initial followed by the image number. Example SE01.

| Images Due   | Meeting      | Location or Theme                                    | Address                                  |
|--------------|--------------|--|--|
| July 31      | August 14    | <u>Heard Wildlife Sanctuary</u>                      | 1 Nature Place, McKinney, TX             |
| August 31    | September 11 | <u>Lewisville Lake Environmental Learning Center</u> | 201 E. Jones St, Lewisville, TX          |
| September 30 | October 9    | <u>Clark Gardens</u>                                 | 567 Maddux Road, Weatherford, TX         |
| October 30   | November 13  | <u>Fort Worth Nature Center</u>                      | 9601 Fossil Ridge Rd, Fort Worth, TX     |
| November 30  | December 11  | <u>Members Choice Awards</u>                         | Special instructions coming later        |
| December 31  | January 8    | <u>Ft. Worth Botanical and Japanese Gardens</u>      | 3220 Botanic Garden Blvd, Fort Worth, TX |



**Image Request:****Image Request from Sy Shahid, Executive Director of The Heard Natural Science Museum and Wildlife Sanctuary**

The Heard Museum, <https://www.heardmuseum.org/> unveiled their brand-new web site on Monday, March 1, 2021 after 6 months of effort. It has been well-received, as it is totally re-designed with up-to-date features. If you haven't been out there yet, you should definitely check it out!

The Heard is trying to build up a library with images to refresh the new website and rotate the pictures on an on-going basis, with the intent being to highlight the Heard assets. Sy's request from our Club Members is to get as many as of the Heard sanctuary pictures that have been taken by you over the years as possible.

Please send the images to me and I can package them up and send them on to Sy. It can be something that you have taken in the past or, if you go out on the Heard property during 2021 and take images and want them to be included, just send them to me at any time throughout the year. I just ask that you title it "Heard Website Images" so I know to send it on.

As a side note, I am following up with Sy on the image format, size and dimensions he is looking for. I am assuming no branding/watermarks will be allowed, but I am checking on where image credits will be shown. I will follow-up to everyone with an email update once I get the details.

Elisabeth, [eshore738@gmail.com](mailto:eshore738@gmail.com)

**Call for Slideshow Images**

**This is a reminder that we are looking for and accepting your images in the following categories to be part of the July meeting member slideshows. Please submit your images to Ron Marabito at [remarabito@gmail.com](mailto:remarabito@gmail.com) by no later than Sunday, July 31, so he has time to create the slideshow for our meeting on August 14.**

**1) Heard Wildlife Sanctuary**

**Reminder to please make sure you:**

- **Submit a maximum of 6 images**
- **Remember to name them properly; e.x.: RM01 thru RM06**
- **And last, but not least, images can come from any time period.**

**Any questions, please e-mail either:**

**Steve Earles (Field Trip Coordinator)**  
[steven.earles@yahoo.com](mailto:steven.earles@yahoo.com)

**for location/image content questions**

**Ron Marabito (Slideshow Coordinator)**  
[remarabito@gmail.com](mailto:remarabito@gmail.com) for image sizing/formatting/  
submission questions

**Elisabeth Shore (President)**

[eshore738@gmail.com](mailto:eshore738@gmail.com)



# JULY ONLINE LEARNING OPPORTUNITIES

This month's online training links are centered around YouTube videos I found for post-processing tools within Photoshop and Lightroom, mainly focused on how to use the functions/tools a bit easier.

## YOUTUBE CHANNELS:

Chris Orwig: <https://www.youtube.com/channel/UCF1mGYrBYpt2qWwnDeh3sFw>

Sawyer Hartman: <https://www.youtube.com/channel/UCpsHnULJAKwwckxzdmSPKDw>

Nigel Danson: <https://www.youtube.com/channel/UCkJld-AoXurbT2jDnfM8qiA>

Josh McDarris: <https://www.youtube.com/user/TheJoshMcDarris>

Envato Tuts+: [https://www.youtube.com/channel/UC8lXnUR\\_CzruT2KA6cb7p0Q](https://www.youtube.com/channel/UC8lXnUR_CzruT2KA6cb7p0Q)

Tech Insider: <https://www.youtube.com/channel/UCVLZmDKeT-mV4H3ToYXIFYg>

## LIGHTROOM:

Chris Orwig: How to use the Adjustment Brush in Lightroom to IMPROVE your photos!:

<https://www.youtube.com/watch?v=ccnE9IC1MHo>

Chris Orwig: How to REMOVE ANYTHING from a photo using the Spot Healing Tool in Lightroom:

<https://www.youtube.com/watch?v=P7Xrg1qHn7l>

Chris Orwig: How to remove dust spots and batch process your images in LIGHTROOM:

<https://www.youtube.com/watch?v=3qSxHed1sX0>

Chris Orwig: How to use Lightroom Presets:

<https://www.youtube.com/watch?v=EMapMolQFkc>

<https://www.youtube.com/watch?v=8eL5HAYNan0>

Chris Orwig: How to GET THE MOST from Lightroom Presets:

<https://www.youtube.com/watch?v=IMbotbeg8nM>

Chris Orwig: View and review your photos in Lightroom Classic:

<https://www.youtube.com/watch?v=hIDDKnphdBI>

Nigel Danson: The amazing TOOL I use on EVERY PHOTO in LIGHTROOM

<https://www.youtube.com/watch?v=QVuaFMyUWVU>

Signature Edits: HOW TO USE THE TONE CURVE IN LIGHTROOM (Tone Curve Explained!)

<https://www.youtube.com/watch?v=QVuaFMyUWVU>

Sawyer Hartman: Lightroom Tutorial BASICS | Photo Editing Masterclass

<https://www.youtube.com/watch?v=5x3Hy7zie94>

Sawyer Hartman: How To Edit Photos Like A PRO | Advanced Lightroom Techniques

<https://www.youtube.com/watch?v=72NO7ngzWWg>

## PHOTOSHOP:

Chris Orwig: How to Change the Color of Anything in Photoshop:

<https://www.youtube.com/watch?v=uSx7aOOEYmg>

Josh McDarris: Adobe Photoshop Tutorial: EVERY Tool in the Toolbar Explained and Demonstrated

<https://www.youtube.com/watch?v=2cQT1ZgvgGI&t=4s>

Envato Tuts+: Photoshop Brush Tool: A Basic Guide

<https://www.youtube.com/watch?v=Q7MnXostsac>

Tech Insider: How To Use The Magic Wand Tool In Photoshop

<https://www.youtube.com/watch?v=8eL5HAYNan0>

Happy learning!

Elisabeth



## 2021 MEMBERSHIP RENEWAL \$20 PER YEAR



<https://psa-photo.org/>



<http://www.gulfstatesccc.org/>

Thank You!! Thank you for being a supportive member of the Heard Nature Photographers Club. We really appreciate having you as a part of our growing family. Our association is better because of you.

Membership in the club is only \$20 each year. Use the [link](#) on this page to renew your membership.

Remember that, as a member, you can participate in some awesome field trips when the club once again meets in person. Our meeting speakers provide incredible insight into photography and our host, the [Heard Natural Science Museum](#), is an incredible facility.

Currently, members are able to take advantage of excellent speakers via ZOOM meetings and the club often meets in conjunction with area photography clubs while meetings are canceled.

If you are a first time member, you may want to read about the club. The [Heard Nature Photographers Club](#) is an auxiliary group of the [Heard Natural Science Museum](#), McKinney, Texas. [Click here for club bylaws and policies and procedures.](#)

[To renew, click on this link which will take you to the website.](#)

Membership is \$20. per year. You will be able to pay by credit card.

Dues can be paid via PayPal directly to [membership@heardnaturephotographers.com](mailto:membership@heardnaturephotographers.com)

Other options are to send a check made payable to:  
Heard Nature Photographers to:  
Treasurer, Brian Clark  
Heard Nature Photographers  
441 Cherry Spring Drive  
McKinney, TX 75072.





## HEARD NATURE PHOTOGRAPHERS

If you are a new member, or are renewing a long standing membership, you may want to visit our [“About”](#) Page. The Club is an auxiliary group hosted by the Heard Natural Science Museum in McKinney, TX. Here you will read the history of the club and see a map of the in-person (when available) meeting location on the Heard Natural Science Museum grounds.

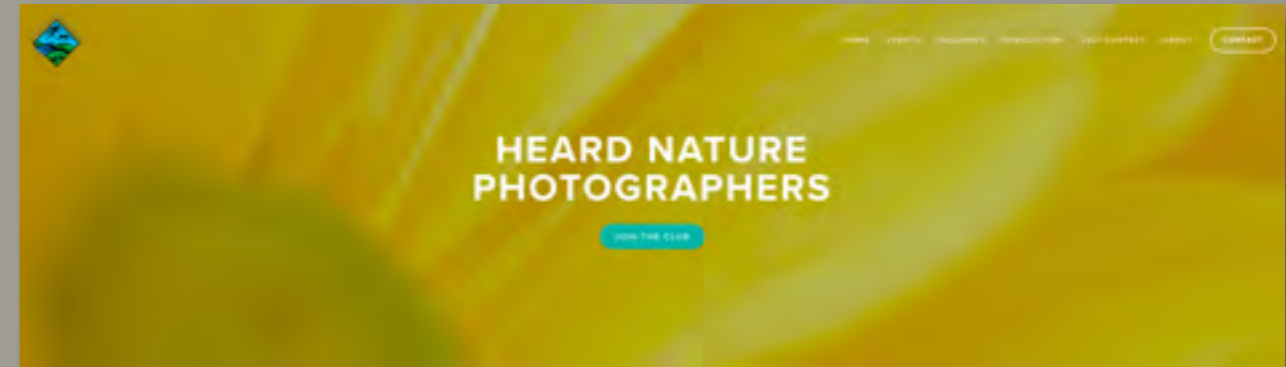
The club was established in 1981 and has served the and has served the nature photography enthusiast ever since. We are an affiliate of the [Photographic Societies of America](#) and focus our attention on nature photography.

We have a distinguished list of [Honorary Life Members](#) and all [Past Presidents](#) are listed.

The [Bylaws and Policies](#) are also available.

Although meetings cannot be in person at this time, the [Heard Natural Science Museum and Wildlife Sanctuary](#) is currently open and we encourage you to grab your camera and take a winter walk! Visit their [FACEBOOK](#) page for updated activities.

[Membership to the Heard](#) is available at different price levels, as well as activities for all ages.



## CLUB WEBSITE

The [Club website](#) has a wealth of information for both the new member and longstanding membership.

The [Meetings Page](#) lists the guest speakers who have presented on ZOOM since March 2020. Commentary and often photos are noted as well as contact information for speakers. Since most speakers are unable to lead workshops in the field, many of these professionals are offering free and/or subscription workshops online for the time being.

Under the [Events Page](#) you will find a wealth of video clips and resources for the photographer.

[Galleries](#) features member photos from a variety of contests and events.

[Newsletters](#) are archived from 2015 through 2020.

## SOCIAL MEDIA LINKS

Our Facebook page (Members Only):


<https://www.facebook.com/groups/HeardNP>

Instagram page:

<https://www.instagram.com/explore/tags/heardnaturephotographers/>



## OFFICERS 2021



**President  
Elisabeth Shore**



**Vice President  
Craig Rowen**



**Secretary/Treasurer  
Brian Clark**



**Membership  
Coordinator  
Guy Huntley**



**Field Trip  
Coordinator  
Steven Earles**



**Webmaster  
Rob Hull**



**Newsletter Editor  
Nancy Mack**



**GSCCC Representative  
Anita Oakley**



**Contest Co-Coordinator  
Debbie Nielsen**



**Contest Co-Coordinator  
Steven Earles**





**Refreshments  
Open**

| OFFICER POSITION       | REPRESENTATIVE                             |
|------------------------|--|
| President              | Elisabeth Shore                            |
| Vice President         | Craig Rowen                                |
| Secretary/Treasurer    | Brian Clark                                |
| Membership Coordinator | Guy Huntley                                |
| Field Trip Coordinator | Steven Earles                              |
| Webmaster              | Rob Hull                                   |
| Newsletter Editor      | Nancy Mack                                 |
| GSCCC Representative   | Anita Oakley                               |
| Contest Co-Coordinator | Debbie Nielsen                             |
| Contest Co-Coordinator | Steven Earles                              |
| Refreshments           | Open until we return to in-person meetings |




**EQUIPMENT FOR SALE (all images are stock images from the Internet)**

**BUNDLE 1: Total package price: \$995.00 | OBO**

|   |  |   |                                |
|---|--|---|--------------------------------|
|  | <p><b>Canon 6D with battery grip</b></p> |  | <p><b>70-300 77mm lens</b></p> |
| <p><b>UV and Polarizer filters</b></p>  | <p><b>Four batteries</b></p>             | <p><b>Two chargers</b></p>  | <p><b>SB650 Flash</b></p>      |

**BUNDLE 2: Total package price: \$1200.00 | OBO**

|   |  |   |  |
|---|--|---|--|
|  | <p><b>Sigma Artist series Sport model 150-600mm lens</b></p> | <p><b>105mm circular polarizer and case</b></p> |  |
|---|--|---|--|

If interested, please contact Cliff Weaver at [cliff@bluebonnetmemories.com](mailto:cliff@bluebonnetmemories.com) for more information.





CLF Photo

Mother Egret and Youngsters Clive Fernando