



Heard Nature Photographers

“A good photographer knows where to stand.”

Ansel Adams

Summer... Still?

Meeting Date: Saturday, September 11, 2021, 2:00 pm, online

A ZOOM link with be sent by e-mail prior to meetings
In-person club events are canceled until further notice

September 2021
Volume 37 Issue 9
SUMMER

www.heardnaturephotographers.com

IN THIS ISSUE

- President’s Message.....2
- August Speaker.....11
- Speaker Schedule.....16
- Member Feature.....17
- Field Trip Opportunity.....29
- Side Show Themes.....30
- Call for Images for Slideshow.....31
- Membership Renewal.....31
- About the Club.....32
- Caddo Lake Trip.....33
- Annual Heard Photo Contest.....35
- Club Affiliates.....36
- Club Officers.....37



California Coast, Barbara Stone

PRESIDENT'S MESSAGE

For this month, I would like to call-out a few of our members who have been recognized for their photography in various ways over the last few months... and deservedly so!

Anita Oakley has written an article that is featured in this month's newsletter highlighting those members who have placed in the Texas State Fair Photography Contest – be sure to look for that! Congratulations to Mary Binford, Kay Hale, Brandie Koch, Anita Oakley, and Larry Petterborg, as well as to some of our youth contest winners who also placed at the Fair – Anna Magnuson, John Magnuson, Harold Oberg and Henry Oberg!

Another one of our members, Mike Cameron, has been recognized for his photography by being published! While Mike was researching Western Sandpipers in late July on Cornell University's Birds of the World website, he found one of his photos featured on the landing page! The bird in question is in winter (basic) plumage down on the Bolivar Peninsula in Jan of 2019. Mike made a screen shot for posterity as he didn't know how permanent these are - they are curated from submissions via eBird. You can visit the Cornell site at:

[The Cornell Lab of Ornithology, Macaulay Library](#)

You can visit Mike Cameron's bird photos at:

[Mike Cameron's Image Page](#)

If anyone else has had images place or been published, please let me know so we can share your fabulous talents with the other club members!

TEXAS STATE FAIR NEWS

Anita Oakley shares:

We have several members who earned awards in the Texas State Fair photography contest this year! Here is a list of the winners from our club:

[LARRY PETTERBORG](#)

1st Place - Animals

1st Place - Honey Bees

[MARY BINFORD](#)

2nd Place - Honey Bees

HM - Birds

[ANITA OAKLEY](#)

1st Place - Skies -

[KAY HALE](#)

3rd Place - City Scenes

3rd Place - Outside of Texas - Cultural

[BRANDIE KOCH](#)

2nd Place - Animals

1st Place - Child (School Age)

Congratulations, everyone!


We are also pleased to say that four of our frequent contest student winners, **Anna Magnuson**, **Harold Oberg**, **John Magnuson** and **Henry Oberg** did very well in the State Fair. It's nice to think that their experience in the Heard contest may have helped them grow as photographers.



LARRY PETTERBORG

State Fair of Texas


1st Place - Honey Bees



LARRY PETTERBORG

State Fair of Texas

1st Place - Animals



MARY BINFORD
State Fair of Texas
2nd Place - Honey Bees



MARY BINFORD
State Fair of Texas
HM - Birds



ANITA OAKLEY

State Fair of Texas

1st Place - Skies



KAY HALE

State Fair of Texas

3rd Place - Outside of Texas - Cultural



KAY HALE

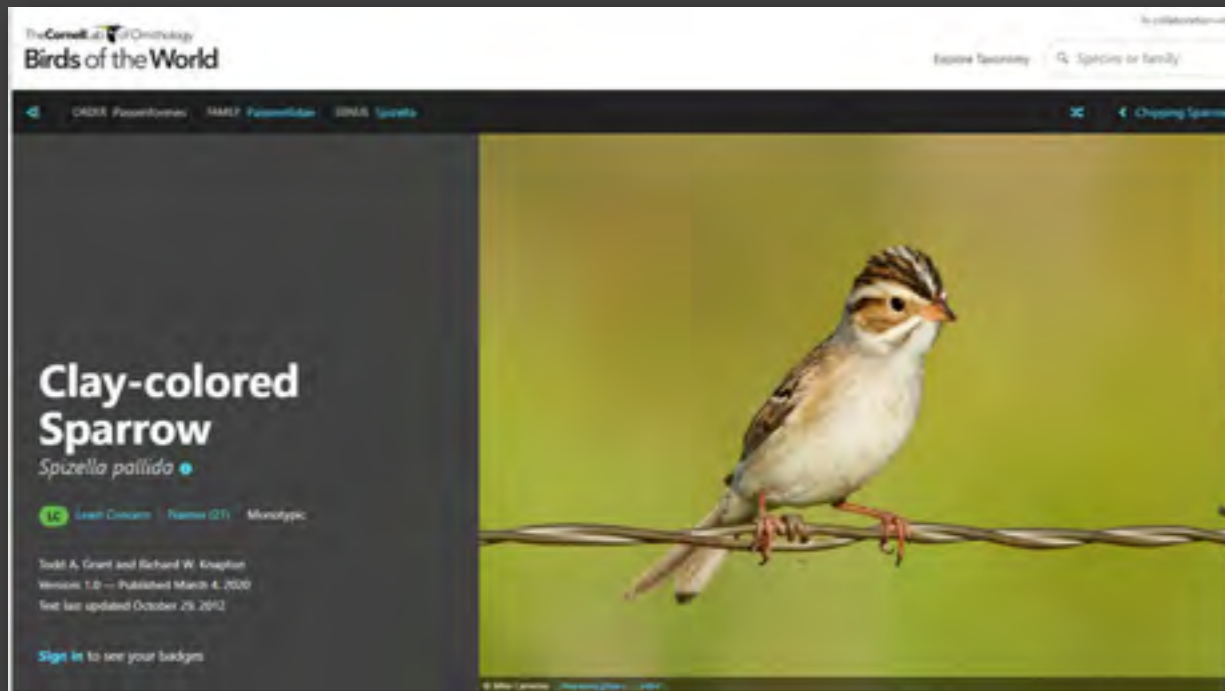
State Fair of Texas

3rd Place - City Scenes


Heard Nature Photographers member, [MIKE CAMERON](#), has submitted a number of bird photos to the Cornell website:

[Birds on the The Cornell Lab of Ornithology, Macaulay Library website](#)


He has shared the following screen grabs of his photos.



Clay-colored Sparrow, MIKE CAMERON



Semipalmated Plover, MIKE CAMERON



Pied-billed Grebe, MIKE CAMERON

The Cornell Lab of Ornithology
Birds of the World

In collaboration with the American Ornithologists' Union

Explore Taxonomy ⌵

ORDER Charadriiformes
FAMILY Scolopacidae
GENUS *Calidris*

← Semipalmated Sandpiper
Asian Dowitcher →


Western Sandpiper


Calidris mauri 📍

LC Least Concern James 1861 Monotypic

Samantha Franks, David B. Lank, and W. Herbert Wilson Jr.
Version: 1.0 — Published March 4, 2020
Text last updated January 31, 2014

TWITTER
 FACEBOOK
 YOUTUBE






Introduction

With a population estimate of approximately 3.5 million individuals (Bishop et al. 2000), the Western Sandpiper is one of the most abundant shorebirds in the Western Hemisphere, despite its restricted breeding range in coastal tundra regions of western Alaska and far-eastern Siberia.

The majority of the global population spends the boreal winter in coastal bays and estuaries along the Pacific coast of the Americas between British Columbia and Peru, although at least 10% winters along the Atlantic coast and in the Caribbean between New Jersey and Venezuela. During northward migration in April and May, huge, spectacular flocks numbering hundreds of thousands of individuals are common at major stopover sites from San Francisco Bay to the Copper River Delta in Alaska. Most Western Sandpipers migrate along the Pacific coast, although significant numbers move through the continental interior, particularly on the southward migration.

During winter, Western Sandpipers are latitudinally segregated by sex, body size, and age at first breeding. A higher proportion of females are found in the southern part of the wintering range, while males predominate in the north. Southern birds are larger overall and have disproportionately longer wings and bills. Northern-wintering juveniles are likely to attempt breeding in their first summer, while southern-wintering juveniles are likely to delay northward migration and breeding until their second summer.

The breeding biology of Western Sandpipers has been extensively studied in the Yukon-Kuskokwim Delta (Holmes 1971, 1972, 1973, Ruthrauff and McCaffery 2005, Johnson and Walters 2008, Johnson et al. 2008, 2010, Ruthrauff et al. 2009) and Seward Peninsula in Alaska (Erickmann 1981, Sandercock 1998a, b, Sandercock et al. 1999, 2000), providing a wealth of information on the species' biparental breeding biology and reproductive success. Others have investigated Alaskan breeding populations on the North Slope (Gates et al. 2012) and around Kotzebue Sound (Schamel and Tracy, unpubl. data), and




Distribution of the Western Sandpiper


Western Sandpiper, **MIKE CAMERON**



Western Sandpiper

Calidris mauri

 Mike Cameron

 26 Jan 2019

 Texas, United States

 Report...

 eBird Checklist S52122731

 Macaulay Library ML 137933661

Western Sandpiper, MIKE CAMERON

SEPTEMBER SPEAKER

Jon Fischer

**Topic: From Stars to Storms -
Capturing the Drama of Texas Skies**



The Lone Star State's wide open skies create dramatic backdrops for its equally varied and beautiful landscapes. From long exposures under night skies to hand held split second shots as severe weather approaches, Jon Fischer will share a collection of images to inspire your next adventure across the Lone Star State. Along with each image, he will share tips and tricks for both in the field and post processing to help you elevate your own Texas Skies imagery.

Jon Fischer is a North Texas based Nature and Landscape Photographer with a portfolio that reaches from the British Isles to New Zealand, but has always called Texas home. He has been published in Light and Land Magazine, been featured in multiple art shows in the region and has sold print work both locally and internationally. But more than anything by using photography as a way to reconnect with nature, he has gained a greater appreciation for both the grand vistas and the small scenes that make up the beauty and wonder of the natural world. Regardless of the subject or the location, his goal in each image is to create equal parts nature and art, so that nature is never over powered, yet can be shown with all of the emotion that being in the landscape at that moment can possibly convey. Art is a creative process, which in itself is a combination of both the technical aspect of producing the piece and creative and imaginative element that embodies the emotion and feeling that the piece strives to evoke. For an image to be successful all of these need be in harmony, and in that way nature and art can meet.

JON FISCHER

Meeting Date: Saturday, September 11, 2021, 2:00 pm, online


**A ZOOM link will be sent by e-mail prior to meetings
In-person club events are canceled until further notice**



JON FISCHER



JON FISCHER



JON FISCHER



JON FISCHER

**NEXT MEETING: Saturday, September 11, 2021, 2:00
pm by ZOOM**

**A link will be sent to your e-mail address.
Please be sure your membership is current.**

Heard Nature Photographers Meeting Schedule

September 11	<u>Jon Fischer</u>	Topic: From Stars to Storms - Capturing the Drama of Texas Skies
October 9	Chris Dutle	Topic: Open
November 13	Nic Stover	Topic: Evaluating and Working with Light
December 11	No Guest Speaker	Member's Choice

6000 MILES

BARBARA STONE

is this month's featured club member.

With a schnauzer, a husband, and a stuffed SUV, I set off in early June for a 4-week, 6,000-mile journey through several western states. The goals were to visit family, enjoy some post-pandemic (at that time) freedom, and avoid crowds. I also took a digital camera (Canon Rebel with wide to tele Tamron lens) for nature images and a new iPhone 12 Pro with its three lenses for quickie shots.



COMPANIONS, Barbara Stone



BARBARA AND SHASTA, Barbara Stone

We drove the southern route through the stark desert, then enjoyed the stunning beauty of the California and Oregon coasts. The farthest destination was Bellingham, Washington, 90 miles north of Seattle, where our granddaughter lives.



ROUTE 66 CAR, Barbara Stone



ROUTE 66 SKELETON DRIVER, Barbara Stone

<https://roadtrippers.com/the-ultimate-guide-route-66/>



ROUTE 66 US Map - start to finish

<https://www.drivingroute66.com/route-66-maps/>



ROUTE 66 SIGN, Barbara Stone

Route 66 provided some interesting diversions, where we learned that it's a popular destination for European group tours. There are several Route 66 clubs around the world. You should check out the pies and Route 66 souvenirs at the Midpoint Café in Adrian, Texas. Yes, it's halfway between the beginning and the end, whichever direction you're going.

<https://www.nps.gov/subjects/travelroute66/index.htm>



© Barbara G. Stone

PETROGLYPHS PETRIFIED FOREST NATIONAL PARK, **Barbara Stone**

Petrified Forest National Park was another good diversion and not at all crowded. The petroglyphs were a nice surprise, since I have a “thing” for them.

<https://www.nps.gov/pefo/learn/nature/petrified-wood.htm>



© Barbara G Stone

ELEPHANT SEAL, Barbara Stone

Near San Simeon, California, we found a whole bunch of elephant seals hauled out on the beach. They are enormous, numerous, and quite noisy.

<https://visitsansimeonca.com/what-to-do/elephant-seals-san-simeon/>



© Barbara G. Stone

ELEPHANT SEALS SQUABBLING, Barbara Stone



Barbara G. Stone
CALIFORNIA COAST, Barbara Stone

The rugged Central California coast, approaching Big Sur, is always a visual treat. Highway 1 hugs the water and provides many pull-outs for enjoying the beauty. The Bixby Bridge is one of the most photographed bridges in California.

<https://highway1discoveryroute.com/ragged-point/>

Darlingtonia Californica, Oregon's pitcher plant, can be found in its own reserve adjacent to Florence.

<https://stateparks.oregon.gov/index.cfm?do=park.profile&parkId=81>



© Barbara G. Stone

DARLINGTONIA CALIFORNICA , Barbara Stone



© Barbara G. Stone

DARLINGTONIA CALIFORNICA BLOOM, Barbara Stone



© Barbara G. Stone

TREES AT YACHATS, Barbara Stone



© Barbara G. Stone

HECETA HEAD LIGHTHOUSE, Barbara Stone

The Oregon coast is famous for its lighthouses, and the nearby areas include interesting northwest flora.

<https://traveloregon.com/things-to-do/culture-history/historic-sites-oregon-trail/road-trip-oregon-lighthouse-tour/>



© Barbara G. Stone

SEHOME HILL RAINY FOREST, Barbara Stone

Northwestern Washington state has a well-deserved reputation for lush forests. The Sehome Hill Arboretum in Bellingham is a cool, enticing example.

<https://cob.org/services/recreation/parks-trails/parks-guide/sehome-arboretum>



Heading east and south now, through Idaho, Wyoming, Colorado, back through New Mexico, and Texas. The entire small town of Wallace, Idaho, is on the National Register of Historic Places, representing a town that time forgot. Other such busy mining and lumbering towns can be found in the mountains of Washington, Idaho, and Montana.

<https://visitnorthidaho.com/activity/downtown-wallaces-historic-street-scene/>

Comparing the two cameras, for distance shots like wildlife and large landscapes, the SLR with a telephoto is superior. But having processed both, I am very happy with the results from the cell phone that could live in my pocket and be available for instant use. It adjusts to lighting well, including low light, focuses quickly, and permits a variety of angles. Highlights and shadows can be well controlled with Lightroom. And the wide angle and telephoto lenses greatly add to its flexibility.

Larry Petterborg and Bud Mallar Photo Outings

Need a reason to get out of the house and take pictures? Come join us.

We (see below) go out and shoot just about every week and end up having lunch somewhere afterward. Being part of a group is a great way to motivate yourself into getting out and using your camera.

Along with just having fun shooting, it could be a good opportunity to get answers to questions you may have, to try alternative ways to take a picture, share your skills/ experience, and/or engage in some suggestions on taking 'better' images.

To keep up with COVID precautions, fees, times, reservation info, locations, last minute changes, as well as letting us know who is coming, sign up beforehand with Bud at budmallar@gmail.com

Planned outings, BUT SUBJECT TO CHANGE AT THE DROP OF A HAT (so check with Bud Mallar budmallar@gmail.com or Larry Petterborg lpetterborg@gmail.com ahead of time:

- **McKinney Farmer's Market at Historic Chestnut Square, Sat Sep 4th, am, [map](#), parking available**
- **Thanksgiving Tower and environs, Fri, Sept 10th, am, parking issues, so take DART**
- **Dallas Arboretum (pumpkins), Wed, Sept 22nd, am**
- **State Fair of Texas, Wed, Sept 29th, at opening time**

**Dates and locations subject to change at the last minute due to any number of reasons.
BEST TO E-MAIL LARRY OR BUD TO CHECK BEFORE YOU GO!**

<https://www.flickr.com/photos/lpetterborg/albums>

lpetterborg@gmail.com

<https://www.flickr.com/photos/bmallar/albums>

budmallar@gmail.com

Slide Show Themes and Locations

Notes from Steve Earles, Field Trip Coordinator

Field Trip Notes

The table below is a calendar of slide show locations and themes for the remainders of the year. This is an opportunity for our members to share their work with others. To participate in the slideshow all that is required is to visit the location at your convenience and submit up to five images. Images are to be submitted to Ron Marabito at remarabito@gmail.com. Images should be no larger than 2,000 pixels on the long edge and should be named with your initial followed by the image number. Example SE01.

Our Caddo Lake field trip is three months away. If you are interested and have not signed up, please sign up now at: <https://www.heardnaturephotographers.com/field-trips-1>. Unfortunately, COVID is becoming an issue again and we need to consider it as the trip date gets closer.

Images Due	Meeting	Location or Theme	Address
September 30	October 9	<u>Clark Gardens</u>	567 Maddux Road, Weatherford, TX (Open season (no appointment necessary) for the gardens is Sept 3 Nov 29. Entry times are Mon-Sat: 8:00am - 5:00pm and Sun: 10:00am - 5:00pm. Entry fees are \$9.00 per adult or \$7.00 per senior. They have a special event model train show Sept 4th & 5th. (Not nature but could be interesting.)
October 30	November 13	<u>Fort Worth Nature Center</u>	9601 Fossil Ridge Rd, Fort Worth, TX
November 30	December 11	<u>Members Choice Awards</u>	Special instructions coming later
December 31	January 8	<u>Ft. Worth Botanical and Japanese Gardens</u>	3220 Botanic Garden Blvd, Fort Worth, TX

Call for Slideshow Images

This is a reminder that we are looking for and accepting your images in the following categories to be part of the October meeting member slideshows. Please submit your images to Ron Marabito at remarabito@gmail.com by no later than Thursday, September 30, so he has time to create the slideshow for our meeting on October 9.

1) Clark Gardens

Reminder to please make sure you:

- Submit a maximum of 6 images
- Remember to name them properly; e.x.: RM01 thru RM06
- And last, but not least, images can come from any time period.

Any questions, please e-mail either:

Steve Earles (Field Trip Coordinator)
steven.earles@yahoo.com

for location/image content questions

Ron Marabito (Slideshow Coordinator)
remarabito@gmail.com for image sizing/formatting/
submission questions

Elisabeth Shore (President)
eshore738@gmail.com

2021 MEMBERSHIP RENEWAL \$20 PER YEAR

Thank You!! Thank you for being a supportive member of the Heard Nature Photographers Club. We really appreciate having you as a part of our growing family. Our association is better because of you.

Membership in the club is only \$20 each year. Use the [link](#) on this page to renew your membership.

Remember that, as a member, you can participate in some awesome field trips when the club once again meets in person. Our meeting speakers provide incredible insight into photography and our host, the [Heard Natural Science Museum](#), is an incredible facility.

Currently, members are able to take advantage of excellent speakers via ZOOM meetings and the club often meets in conjunction with area photography clubs while meetings are canceled.

If you are a first time member, you may want to read about the club. The [Heard Nature Photographers Club](#) is an auxiliary group of the [Heard Natural Science Museum](#), McKinney, Texas. [Click here for club bylaws and policies and procedures.](#)

[To renew, click on this link which will take you to the website.](#)

Membership is \$20. per year. You will be able to pay by credit card.

Dues can be paid via PayPal directly to membership@heardnaturephotographers.com

Other options are to send a check made payable to:
Heard Nature Photographers to:
Treasurer, Brian Clark
Heard Nature Photographers
441 Cherry Spring Drive
McKinney, TX 75072.



HEARD NATURE PHOTOGRAPHERS

If you are a new member, or are renewing a long standing membership, you may want to visit our [“About”](#) Page. The Club is an auxiliary group hosted by the Heard Natural Science Museum in McKinney, TX. Here you will read the history of the club and see a map of the in-person (when available) meeting location on the Heard Natural Science Museum grounds.

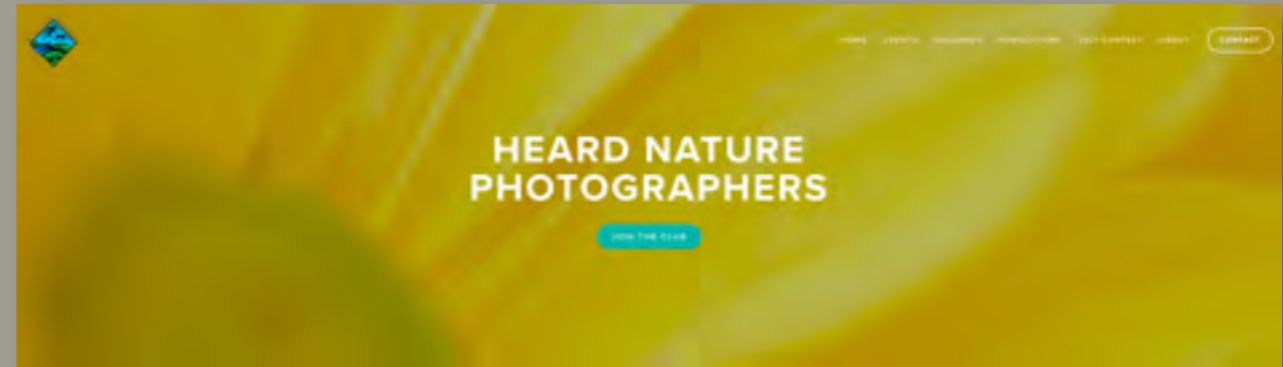
The club was established in 1981 and has served the and has served the nature photography enthusiast ever since. We are an affiliate of the [Photographic Societies of America](#) and focus our attention on nature photography.

We have a distinguished list of [Honorary Life Members](#) and all [Past Presidents](#) are listed.

The [Bylaws and Policies](#) are also available.

Although meetings cannot be in person at this time, the [Heard Natural Science Museum and Wildlife Sanctuary](#) is currently open and we encourage you to grab your camera and take a winter walk! Visit their [FACEBOOK](#) page for updated activities.

[Membership to the Heard](#) is available at different price levels, as well as activities for all ages.



CLUB WEBSITE

The [Club website](#) has a wealth of information for both the new member and longstanding membership.

The [Meetings Page](#) lists the guest speakers who have presented on ZOOM since March 2020. Commentary and often photos are noted as well as contact information for speakers. Since most speakers are unable to lead workshops in the field, many of these professionals are offering free and/or subscription workshops online for the time being.

Under the [Events Page](#) you will find a wealth of video clips and resources for the photographer.

[Galleries](#) features member photos from a variety of contests and events.

[Newsletters](#) are archived from 2015 through 2020.

SOCIAL MEDIA LINKS

Our Facebook page (Members Only):

<https://www.facebook.com/groups/HeardNP>

Instagram page:

<https://www.instagram.com/explore/tags/heardnaturephotographers/>

FIELD TRIPS

CADDO LAKE December 3,4,5

The club will be traveling to Caddo Lake to photograph brilliant fall colors of the largest bald cypress forest in the world. It is possible to photograph Caddo Lake from the shore, but it is not the best way. Most of the banks are located on private land and closed to the public. The best way to photograph the lake is by boat. We will have four boat tours scheduled, two sunrise tours, two sunset tours based out of the Shady Glade Marina located in Uncertain, TX. Members will have the freedom to choose some or all the tours.

The Basics

- Must be a current member of the Heard Nature Photography Club with a liability waiver on file to participate.
- Boat tours will depart from Shady Glade Marina, Uncertain TX
- Boat tours have been arranged for two sunset tours and two sunrise tours.
- Times
 - o Sunrise is approximately 7:00 am
 - o Sunset is approximately 5:10 pm
 - o New moon Saturday
 - o Exact boat departure times will be determined later but if you are planning to go on the Friday afternoon sunset tour you should plan to be at the dock no later than 3:00 pm.
- Group meals will be planned and announced later.
- Will need a firm commitment from everyone in September. I'll push the date as late as I can.

Lodging

- Uncertain Texas
 - o Most convenient for the tours but limited dining options
 - o Shady Glade Resort
 - ♣ shadygladeresort.com
 - ♣ 903-789-3295
 - ♣ Walk to the boats
 - o Hodge Podge Cottages
 - ♣ hodgepodgecottages.com
 - ♣ 903-789-3901
 - ♣ Walk to the boats
 - o Spatterdock
 - ♣ spatterdock.com
 - ♣ 903-789-3268
 - ♣ Short drive to the boats
 - o There are several AIRBNB and VRBO options
- Jefferson
 - o 30 minutes from the boats
 - o Numerous lodging and dining options
- Caddo Lake State Park
 - o 15 minutes from the boats
 - o RV, camping or cabins

The boat tours

- Each boat tour will be two hours
- Each boat tour will cost \$50 per person plus a guide tip. Fees for the trip will be collected in advance.
- Exact departure times TBD
- All boat tours will be on pontoon boats with up to six photographers
- Go-Devils are smaller boats that carry two photographers. They can get to areas the pontoon boats cannot. If you desire to try one of these trips you will need to book it yourself. Feel free to make your own plans.

Sign up for the trip

- Online – <https://www.heardnaturephotographers.com/field-trips-1>
- Email – heardphototrip@gmail.com
- Call Steve Earles – 713-898-5204



To whet your appetite for this spectacular fall trip, here are some amazing photos from the 2019 trip. From sunrise to sunset and starry nights to beautiful birds, CADDO LAKE offers something for every photographer.



CADDO LAKE MEMORIES 2019




2022 HEARD PHOTO CONTEST

Time to start thinking about the
annual Heard Photo Contest.

Make a note of those beautiful
images you wish to submit -
February is right around the
corner!

Submissions begin in
February 2022



GULF STATES NEWS



<http://www.gulfstatesccc.org/>

GSCC Heard Representative, Anita Oakley, reports:

We entered 7 images in the GSCCC contests in August, with three in Monochrome and four in Nature. Though we didn't place in any of the contests, we were very close. The club earned a total of 79 points. Each of our photographers has been notified about their individual scores.


I can always use more images to submit. Remember, we may be a nature club but there's no reason you can submit other images. The four categories are Nature, Monochrome, Photojournalism, and Color. If you have primarily nature-related images that show the hand of man (like a fence, bridge, or road) I'll enter it in Color or Monochrome. Please send JPG images, 4000 pixels on the long side, and name them with the following naming convention:

Image Title~Your Name. Just email them to me at anitaoak@outlook.com.



<https://psa-photo.org/>

OFFICERS 2021



**President
Elisabeth Shore**



**Vice President
Craig Rowen**



**Secretary/Treasurer
Brian Clark**



**Membership
Coordinator
Guy Huntley**



**Field Trip
Coordinator
Steven Earles**



**Webmaster
Rob Hull**



**Newsletter Editor
Nancy Mack**



**GSCCC Representative Contest Co-Coordinator
Anita Oakley**



Debbie Nielsen



**Contest Co-Coordinator
Steven Earles**



**Refreshments
Open**

OFFICER POSITION	REPRESENTATIVE
President	Elisabeth Shore
Vice President	Craig Rowen
Secretary/Treasurer	Brian Clark
Membership Coordinator	Guy Huntley
Field Trip Coordinator	Steven Earles
Webmaster	Rob Hull
Newsletter Editor	Nancy Mack
GSCCC Representative	Anita Oakley
Contest Co-Coordinator	Debbie Nielsen
Contest Co-Coordinator	Steven Earles
Refreshments	Open until we return to in-person meetings



AS SUMMER ENDS, Nancy Mack