



Heard Nature Photographers

“Wherever there is light, one can photograph.”

Alfred Stieglitz

Fall

Meeting Date: Saturday, November 13, 2021, 2:00 pm, online

November 2021
Volume 37 Issue 11
HAPPY THANKSGIVING

www.heardnaturephotographers.com

IN THIS ISSUE

A ZOOM link will be sent by e-mail prior to meetings
In-person club events are canceled until further notice

- President’s Message.....2
- State Fair Winner.....3
- November Speaker.....4
- Speaker Schedule.....9
- Annual Heard Photo Contest.....10
- Field Trip Opportunity.....11
- Member Feature.....12
- Slide Show Themes.....25
- Field Trip Photos.....26
- Caddo Lake Trip.....37
- Call for Images for Slideshow.....40
- Membership Renewal.....40
- About the Club.....41
- Gulf States Recognition.....42
- Club Affiliates.....43
- Adobe Updates.....43
- Club Officers.....44



IMAGE SERIES, Bud Mallar

PRESIDENT'S MESSAGE

Hi everyone! Welcome to November!

I recently took a solo road trip to the southeastern grassland plains and the mountains of southwestern Colorado. This trip was pretty much a “fly by the seat of my pants” trip, in that I wasn’t sure where I would end up each night based on where I was driving that day. I feel like I need to recognize my husband for being my personal travel agent and concierge, as he was the one who helped find most of the hotels for me to overnight in via the phone as I was driving to the next destination.

The biggest thing I took away from this trip is the importance and value of talking to the locals for information and suggestions on where to look for photogenic sites that were not what the “tourists” would be checking out. I wanted the out of the way stuff that was on back county roads they traveled on, the hidden gems they knew about and could recommend to me.

I found some wonderful people in Durango, Ouray, on the side of the road in Ridgway, and in Sawpit who helped me find some beautiful places that took my breath away.

The one person in Durango invited me onto his private property to take pictures of his beautiful cottonwoods in full yellow fall color! I spent almost 2 hours wandering around his place just enjoying the peaceful nature sounds of the wind rustling through the leaves of the trees, the birds singing away, and the wonderful sounds of the river as it flowed past his land. I found a little slice of heaven there, as well as a new friend, as we are still in contact with each other via email.

The contact I made in Ouray led Jeep tours and was very familiar with photographers who wanted to go to out of the way locations, and he gave me some wonderful ideas. I must be honest – on trips I tend to keep to myself for the most part, so this was bit of a stretch for me... and I came away with some wonderful experiences! I know there are those of you who feel comfortable talking to anyone and those of you who, like me, are sometimes a little more reticent. But I just want to say that by hiding behind your shyness you could be missing out on some great photography – and isn’t that why we go out and travel?!

Remember: “Life begins at the end of your comfort zone.” - NEALE DONALD WALSCH

Elisabeth

TEXAS STATE FAIR NEWS

We have an additional member who earned an awards in the Texas State Fair photography contest this year!

IMRAN SHAHAB:

“Bending Aspens with Sun”, “Aspens and Clouds”



Bending Aspens with Sun, State Fair of Texas, Honorable Mention - Other than Texas Category, IMRAM SHAHAB



Aspens and Clouds, State Fair of Texas, 3rd Place - Scenery Category, IMRAM SHAHAB

NOVEMBER SPEAKER

Nic Stover

Topic: Evaluating and Working with Light



NIC STOVER

NIC STOVER PHOTOGRAPHY exists to help nature photographers, who are interested in deeper connections, to create more impactful images, so they can confidently and consistently express themselves. Through his classes, webinars, tutorials and presentations, Nic works with people of all ages, backgrounds, experiences and desires focused around a dialog on how we can thrive in our own unique creative and artistic process.

Stover is based in San Luis Obispo, California and focuses on nature photography classes and workshops encouraging his class participants to **DEVELOP** their skills, **EXPLORE** their capabilities and to **CREATE** meaningful work.

Additional information can be found at:

www.stoverphoto.com

Meeting Date: Saturday, November 13, 2021, 2:00 pm, online

A ZOOM link will be sent by e-mail prior to meetings
In-person club events are canceled until further notice



Focal Length Blended Dunes, Nic Stover

Topic: Evaluating and Working with Light

Join San Luis Obispo, CA-based professional landscape and nature photographer Nic Stover for a LIVE Zoom to talk about Not too Heavy, Not too Light. Just right. Evaluating and work with light in Landscape Photography.

The work “photography” literally means “drawing with light” from the Greek words phos, (genitive: phōtós) meaning “light”, and graphê meaning “drawing or writing”. There are so many ways to think about the different types of light within our photography and what we can do with what we get in the field but also when we get back in front of our computer to process our images we “harvested” in the field.

These topics we will review will help you to evaluate what images we might want to select for our portfolios, see some simple ways to correct minor distractions in post and give you greater confidence to express yourself in new ways and to work with light differently.



Shell Creek MW Tree, Nic Stover

In this presentation Nic will talk about how the most important thing in photography is you and how you look through the light harvester (IE the camera) and the choices and decisions you make on how to collect the light that is falling in front of you onto your subjects of choice. Nic doesn't have mastery of light nor the power to control it but he will talk about what he CAN control is how he reacts to the light he is given, not the light he wants, but the light he is given. Nic considers the science and study of light to be one of our most important pursuits in photography. This presentation will increase your understanding of how to work with light.

Some of the topics covered in this presentation include but are not limited to:

1. New ways to think about light.
2. Discovering how we view light vs how our camera (light harvester) views light.
3. Exploring how the viewers eye moves through your images from the warms and cools to the brights and darks.
4. Discover the true value of light in our images.
5. Learn how do photographers describe and talk about light.
6. Further your understanding of the ways in which light interacts with our scenes.
7. Develop the skills so you can you most effectively use light in your images.
8. Find new ways you can break out of your normal mode of working with light.



Tree Moon, Nic Stover



Arroyo Hondo Wave, Nic Stover

**NEXT MEETING: Saturday, November 13, 2021,
2:00 pm by ZOOM**
A link will be sent to your e-mail address.
Please be sure your membership is current.

Heard Nature Photographers Meeting Schedule


<p>November 13</p>	<p><u>Nic Stover</u></p>	<p><u>Topic: Evaluating and Working with Light</u></p>
<p>December 11</p>	<p>Heard Nature Photographers</p>	<p>Special Instructions coming later</p>

2022 HEARD PHOTO CONTEST

Time to start thinking about the
annual Heard Photo Contest.

Make a note of those beautiful
images you wish to submit -
February is right around the
corner!

Submissions begin in
February 2022



Larry Petterborg and Bud Mallar Photo Outings

Need a reason to get out of the house and take pictures? Come join us.

We (see below) go out and shoot just about every week and end up having lunch somewhere afterwards. Being part of a group is a great way to motivate yourself into getting out and using your camera.

Along with just having fun shooting, it could be a good opportunity to get answers to questions you may have, to try alternative ways to take a picture, share your skills/ experience, and/or engage in some suggestions on taking 'better' images.

To keep up with COVID precautions, fees, times, reservation info, locations, last minute changes, as well as letting us know who is coming, sign up beforehand with Bud at budmallar@gmail.com

Planned outings, BUT SUBJECT TO CHANGE AT THE DROP OF A HAT (so check with Bud Mallar budmallar@gmail.com or Larry Petterborg lpetterborg@gmail.com ahead of time:

Nov 5 - 7 Fri-Sun - Dallas Camera Club weekend in Hot Springs, AR

Nov 19 - 21 - Fri-Sun - Plano Photography Club weekend to Beaver's Bend, OK

Nov/Dec Japanese Botanical Gardens for fall colors - depending upon color change, much less crowded on a weekday

Dec 3 - -5 - Fri-Sun Heard Nature Photographers Club weekend to Caddo Lake, TX

Dec - Hagerman Wildlife Refuge - depending upon migrating waterfowl arrival

Dec 10th Saturday - Lonestar State Classic AKC Dog Show - 10ish

Dec 11-12th Saturday or Sunday - depending on weather - CANDLELIGHT CHRISTMAS at Dallas Heritage Village

Dates and locations subject to change at the last minute due to any number of reasons.
BEST TO E-MAIL LARRY OR BUD TO CHECK BEFORE YOU GO!

<https://www.flickr.com/photos/lpetterborg/albums> lpetterborg@gmail.com

<https://www.flickr.com/photos/bmallar/albums> budmallar@gmail.com

All subjects interest me

BUD MALLAR

is this month's featured club member.

I'm Bud Mallar, been into photography since the 50's, which makes me old, and a former user of film, Polaroid and early Sony digital.

I shoot with Canon gear, mostly because someone had old Canon lenses they would give me for free if I stuck with Canon.

I shoot what interests me when I see it. A flower, a bug, a reflection, a smile, an event, a moment. I'm a jack of all trades and not a specialist photographer and I enjoy taking pictures. But I don't do very well creatively with assigned subjects, like contests or weekly challenges.

I have 'good' equipment, using my Tamron 16-300 mm almost exclusively. Partly because I can't afford the 'pro' gear and f/2 lenses, but partly because I've learned how to 'get' what I want with what I have.

I know most of the photography rules, have to, if for no other reason than I teach Fundamental Photography for Heard, Plano and Dallas clubs, but I don't always follow them. I probably do a lot of things differently than other photographers. I've found what works for me.

I pay attention to rules which help me create 'better' images; those which make me feel, remember, question and/or wonder.



Bud Mallar

In the Air Force I taught people how to fly and later, while supporting a large mainframe data center, I taught folks how to 'use' computers. Now, I take pictures, so I teach that. I enjoy helping people learn, to hopefully make complex technical 'stuff' simple so as to improve understanding and retention.

I constantly wish to capture 'better' images, which I define as images which make me feel, remember, question and/or wonder, although, like all of us, I'm a documentarian too often.

I believe in community service and have been a volunteer to help many organizations and individuals meet their photographic needs.

But I also preach: to have fun, experiment, to make use of various options of your camera's capabilities, to 'make great' what is in front of you with what you have with you, to shoot other than your favorite subjects, to let your camera do the work, that better gear doesn't necessarily make for better images, to get it right in the camera, to consider it isn't always about creating a contest winner, but about how you, others, feel when you see your images.

I shoot better with people around, sharing ideas, laughing, complaining about the cold, starting or ending with food and wine, learning from them, seeing different points of view, or helping if asked. Larry Petterborg and I 'organize' weekly group shoots, partly to get folks out and shooting after Covid restrictions, but partly just to shoot with others and have fun.



IMAGE SERIES, Bud Mallar



Bud Maller Photography

IMAGE SERIES, Bud Maller

In the big scheme of things, be it flowers, a singer, a senior class portrait, a sunset, an event, we each have to find what photographically works easiest and best for us to capture what we see, what we feel, as the moment may quickly pass.

I want to take pictures, not constantly fidget with the controls. That's work, not fun.

I've won some contests, done well on others, been told: my pictures were dark and muddy; I need to have more depth of field; get a center of interest; to follow rules; that I have a great eye; "oooh", "neat picture" and hugged in thanks.

I listen, I consider, adjust when it helps, but continue to shoot what I like, in the style I like, and hope all you do the same. It makes you feel good all under.

My stuff is at: <https://www.flickr.com/photos/bmaller/albums>. I've included a few images here which make me feel, remember, question and/or wonder. I hope you enjoy a few of them.....



IMAGE SERIES, Bud Mallar



Bud Mallar Photography
IMAGE SERIES, Bud Mallar



IMAGE SERIES, Bud Mallar



Bud Mallar Photography

IMAGE SERIES, Bud Mallar



IMAGE SERIES, Bud Mallar



Bud Mallar Photography

IMAGE SERIES, Bud Mallar



IMAGE SERIES, Bud Mallar



IMAGE SERIES, Bud Mallar



Bud is a longtime member of the Heard Nature Photography Club.

He teaches Photography Fundamentals for the Heard, Plano and Dallas clubs.

“PHOTOGRAPHY FUNDAMENTALS”, a four-week course “providing a basic understanding of the workings of photographic equipment to enhance the participant’s ability to capture technically ‘better’ images, to be more creative, to make taking pictures easier, and to determine what ‘equipment’ they ‘really’ need. The class is limited to 10 participants, so Bud encourages early sign up, when it is offered in the spring of 2022.

IMAGE SERIES, Bud Mallar



IMAGE SERIES, Bud Mallar



IMAGE SERIES, Bud Mallar

Slide Show Themes and Locations

Notes from Steve Earles, Field Trip Coordinator

We currently have two field trips scheduled as listed in the chart below. If you are interested in attending either of them, please email me at heardphototrip@gmail.com. If you are unable to attend any of these trips but you can visit on your own, please send in your pictures. Our slideshow schedule is shown below.

To participate in the slideshow all that is required is to visit the location at your convenience and submit up to five images. Images are to be submitted to Ron Marabito at remarabito@gmail.com. Images should be no larger than 2,000 pixels on the long edge and should be named with your initial followed by the image number. Example SE01.

Our Caddo Lake field trip is full, and you may be waitlisted if you request that trip.

HEARD NATURE PHOTOGRAPHERS FIELD TRIP SCHEDULE				
Date	Slideshow Images Due	Meeting	Location or Theme	Address
November 27	December 31	January 8	<u>Ft. Worth Botanical and Japanese Gardens</u>	3220 Botanic Garden Blvd Fort Worth, TX
December 3, 4, 5			<u>Caddo Lake</u>	<u>Uncertain, TX</u>

HEARD NATURE PHOTOGRAPHERS SLIDESHOW SCHEDULE			
Slideshow Images Due	Meeting	Location or Theme	Address
November 30	December 11	Members Choice Awards	Special instructions coming later
December 31	January 8	<u>Ft. Worth Botanical and Japanese Gardens</u>	3220 Botanic Garden Blvd Fort Worth, TX



Janice Goetz

B&W and Lewisville Lake Environmental Center

The following pages feature a selection of photos taken by members at Lewisville Lake Environmental Center (before renovation work commenced), and a group of B&W photos taken at many different locations.



Guy Huntley



Alan Daniel

Alan Daniel



Tom Heath



Julie Turner



Jack Harrison



Anita Oakley

Anita Oakley



Guy Huntley



Victor S



Anita Oakley



CLF Photo

Clive Fernando



Wen Chi Lee



©Brigitte

Brigitte



Wen Chi Lee



Victor S



Tom Heath



Ron Marabito



Ron Marabito

FIELD TRIPS

CADDO LAKE December 3,4,5

Our Caddo Lake field trip is full, and you may be waitlisted if you request that trip.

The club will be traveling to Caddo Lake to photograph brilliant fall colors of the largest bald cypress forest in the world. It is possible to photograph Caddo Lake from the shore, but it is not the best way. Most of the banks are located on private land and closed to the public. The best way to photograph the lake is by boat. We will have four boat tours scheduled, two sunrise tours, two sunset tours based out of the Shady Glade Marina located in Uncertain, TX. Members will have the freedom to choose some or all the tours.

The Basics

- Must be a current member of the Heard Nature Photography Club with a liability waiver on file to participate.
- Boat tours will depart from Shady Glade Marina, Uncertain TX
- Boat tours have been arranged for two sunset tours and two sunrise tours.
- Times
 - o Sunrise is approximately 7:00 am
 - o Sunset is approximately 5:10 pm
 - o New moon Saturday
 - o Exact boat departure times will be determined later but if you are planning to go on the Friday afternoon sunset tour you should plan to be at the dock no later than 3:00 pm.
- Group meals will be planned and announced later.
- Will need a firm commitment from everyone in September. I'll push the date as late as I can.

Lodging

- Uncertain Texas
 - o Most convenient for the tours but limited dining options
 - o Shady Glade Resort
 - ♣ shadygladeresort.com
 - ♣ 903-789-3295
 - ♣ Walk to the boats
 - o Hodge Podge Cottages
 - ♣ hodgepodgecottages.com
 - ♣ 903-789-3901
 - ♣ Walk to the boats
 - o Spatterdock
 - ♣ spatterdock.com
 - ♣ 903-789-3268
 - ♣ Short drive to the boats
 - o There are several AIRBNB and VRBO options
- Jefferson
 - o 30 minutes from the boats
 - o Numerous lodging and dining options
- Caddo Lake State Park
 - o 15 minutes from the boats
 - o RV, camping or cabins

The boat tours

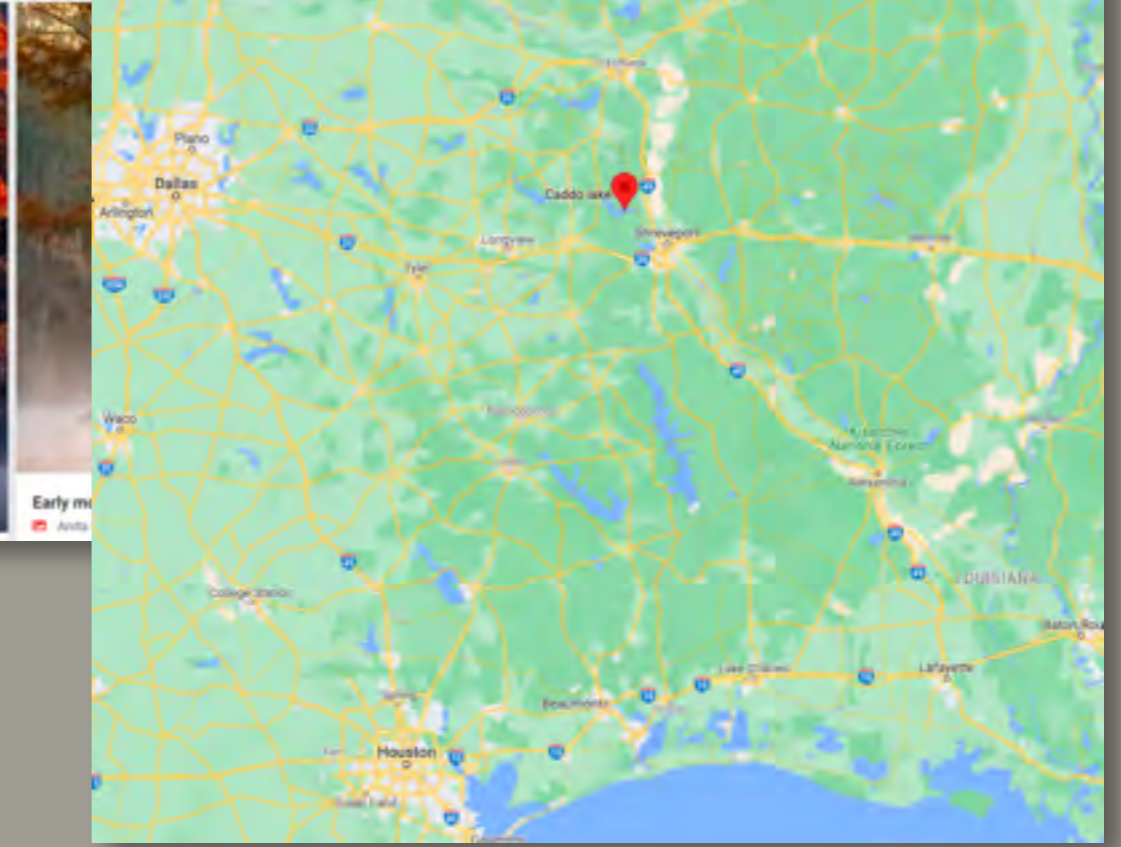

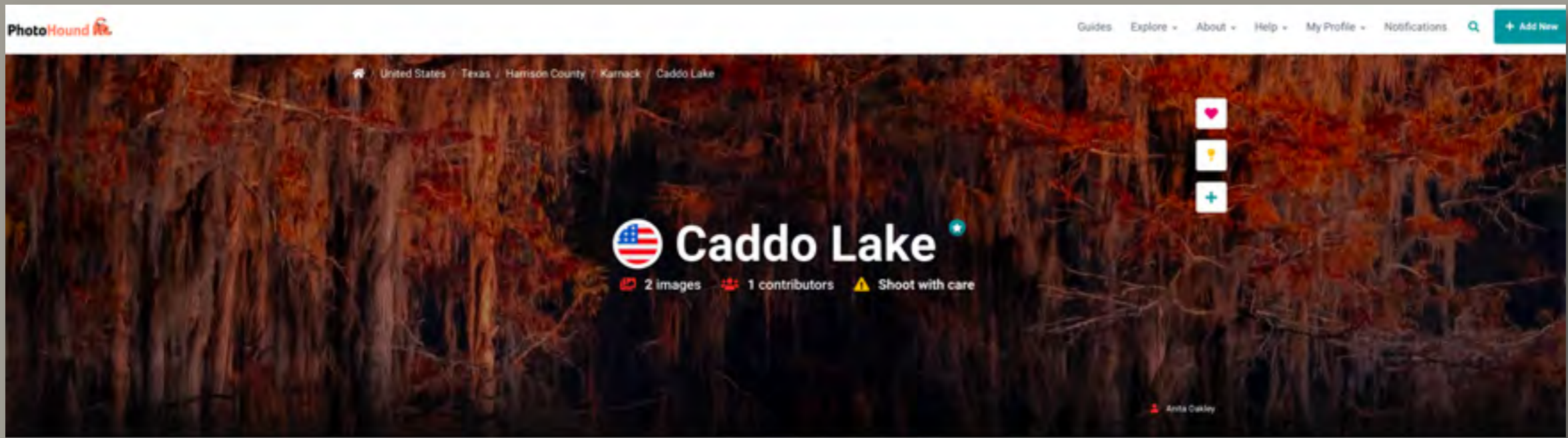
- Each boat tour will be two hours
- Each boat tour will cost \$50 per person plus a guide tip. Fees for the trip will be collected in advance.
- Exact departure times TBD
- All boat tours will be on pontoon boats with up to six photographers
- Go-Devils are smaller boats that carry two photographers. They can get to areas the pontoon boats cannot. If you desire to try one of these trips you will need to book it yourself. Feel free to make your own plans.

Sign up for the trip

- Online – <https://www.heardnaturephotographers.com/field-trips-1>
- Email – heardphototrip@gmail.com
- Call Steve Earles – 713-898-5204

CADDO LAKE

as seen on [PHOTOHOUND.CO](https://photohound.co) by contributor Anita Oakley



ANITA OAKLEY: Plan your next photo trip



When you plan to go to a new area to photograph, it helps immensely to do some research. Learn about the lay of the land and the photographic opportunities in the vicinity. Sometimes that isn't so easy. You may search Google, Yahoo, or Bing for images, but they seldom tell you where they were taken or what time of day is best for that particular view. Plus you spend hours looking at different websites and making notes.

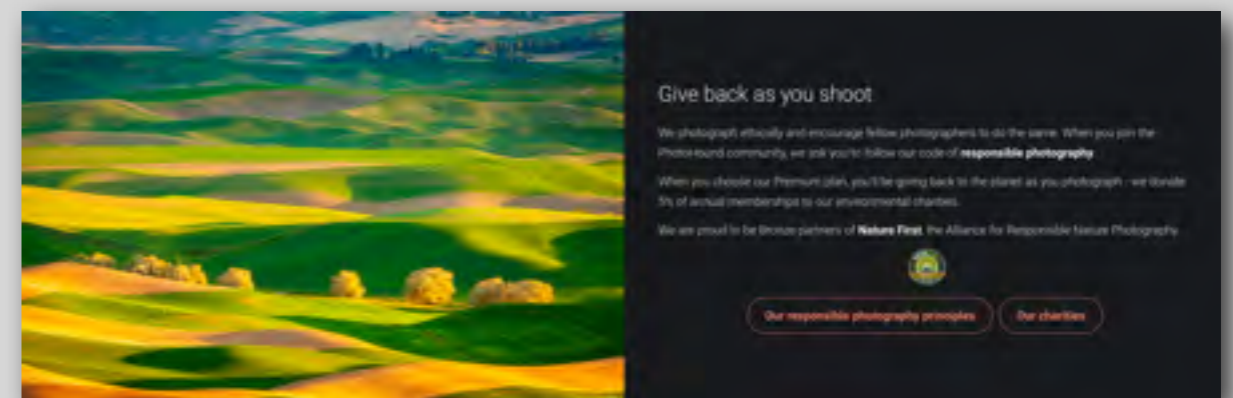
Here's a great way to make your research easier: [Photohound.co](https://photohound.co) is a great site, created by photographers, for photographers, and accepting contributions from other photographers. (Yes, it's .co and not .com.) It accepts contributions from photographers all over the world, and the entries tell you not only where the images were made, but how to get there, what time of day is best, and what gear to take. The tag line says "Explore over 6,300 amazing photo spots and over 26,400 images in 134 countries and territories," and they aren't kidding!



Terree Stone and I are planning a trip to Yellowstone in October. Going to PhotoHound, I found 135 matching spots, many of which I had never heard of even though I've been to Yellowstone twice. Places like Cistern Spring, Sapphire Pool and Clepsydra Geyser were new to me.

Then when I clicked on the images I was happy to find detailed information about those locations, including about this spot, what to shoot, getting there, gear, and guides where you can get more information.

You may notice a request for images from Sapphire Pool in the screenshot above. This website is being improved and expanded all the time by photographers like us. For instance, they didn't have a section for Caddo Lake, so I created one, and after it was reviewed it was accepted for inclusion in PhotoHound. It's sort of like Wikipedia for photographers! I hope you check it out for your own trip planning!



Call for Slideshow Images

This is a reminder that we are looking for and accepting your images in the following categories to be part of the October meeting member slideshows. Please submit your images to Ron Marabito at remarabito@gmail.com by no later than Saturday, November 27, so he has time to create the slideshow for our meeting on December 11.

1) Clark Gardens

Reminder to please make sure you:

- Submit a maximum of 6 images
- Remember to name them properly; e.x.: RM01 thru RM06
- And last, but not least, images can come from any time period.

Any questions, please e-mail either:

Steve Earles (Field Trip Coordinator)
steven.earles@yahoo.com

for location/image content questions

Ron Marabito (Slideshow Coordinator)
remarabito@gmail.com for image sizing/formatting/
submission questions

Elisabeth Shore (President)
eshore738@gmail.com

2021 MEMBERSHIP RENEWAL \$20 PER YEAR

Thank You!! Thank you for being a supportive member of the Heard Nature Photographers Club. We really appreciate having you as a part of our growing family. Our association is better because of you.

Membership in the club is only \$20 each year. Use the [link](#) on this page to renew your membership.

Remember that, as a member, you can participate in some awesome field trips when the club once again meets in person. Our meeting speakers provide incredible insight into photography and our host, the [Heard Natural Science Museum](#), is an incredible facility.

Currently, members are able to take advantage of excellent speakers via ZOOM meetings and the club often meets in conjunction with area photography clubs while meetings are canceled.

If you are a first time member, you may want to read about the club. The [Heard Nature Photographers Club](#) is an auxiliary group of the [Heard Natural Science Museum](#), McKinney, Texas. [Click here for club bylaws and policies and procedures.](#)

[To renew, click on this link which will take you to the website.](#)

Membership is \$20. per year. You will be able to pay by credit card.

Dues can be paid via PayPal directly to membership@heardnaturephotographers.com

Other options are to send a check made payable to:
Heard Nature Photographers to:
Treasurer, Brian Clark
Heard Nature Photographers
441 Cherry Spring Drive
McKinney, TX 75072



HEARD NATURE PHOTOGRAPHERS

If you are a new member, or are renewing a long standing membership, you may want to visit our [“About”](#) Page. The Club is an auxiliary group hosted by the Heard Natural Science Museum in McKinney, TX. Here you will read the history of the club and see a map of the in-person (when available) meeting location on the Heard Natural Science Museum grounds.

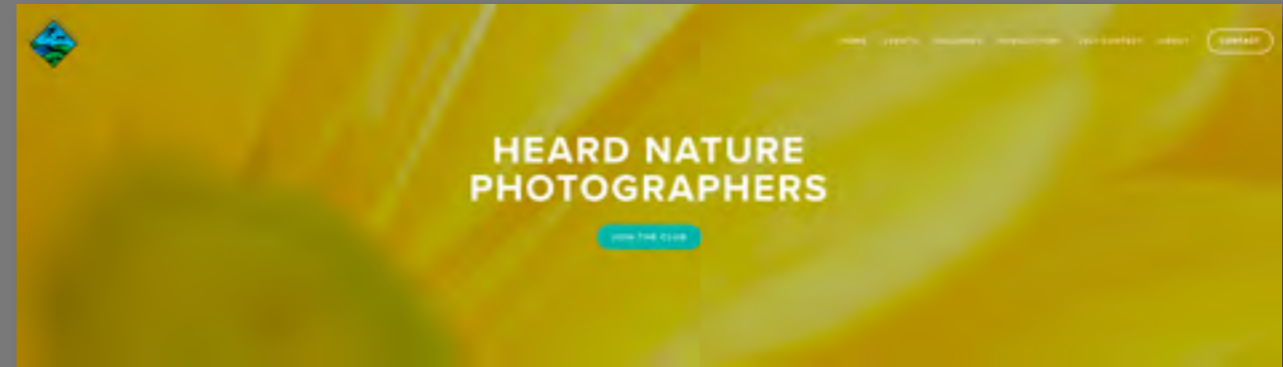
The club was established in 1981 and has served the nature photography enthusiast ever since. We are an affiliate of the [Photographic Society of America](#) and focus our attention on nature photography.

We have a distinguished list of [Honorary Life Members](#) and all [Past Presidents](#) are listed.

The [Bylaws and Policies](#) are also available.

Although meetings cannot be in person at this time, the [Heard Natural Science Museum and Wildlife Sanctuary](#) is currently open and we encourage you to grab your camera and take a winter walk! Visit their [FACEBOOK](#) page for updated activities.

[Membership to the Heard](#) is available at different price levels, as well as activities for all ages.



CLUB WEBSITE

The [Club website](#) has a wealth of information for both the new member and longstanding membership.

The [Meetings Page](#) lists the guest speakers who have presented on ZOOM since March 2020. Commentary and often photos are noted as well as contact information for speakers. Since most speakers are unable to lead workshops in the field, many of these professionals are offering free and/or subscription workshops online for the time being.

Under the [Events Page](#) you will find a wealth of video clips and resources for the photographer.

[Galleries](#) features member photos from a variety of contests and events.

[Newsletters](#) are archived from 2015 through 2020.

SOCIAL MEDIA LINKS

Our Facebook page (Members Only):

<https://www.facebook.com/groups/HeardNP>

Instagram page:

<https://www.instagram.com/explore/tags/heardnaturephotographers/>

GULF STATES NEWS



<http://www.gulfstatesccc.org/>

Larry Petterborg took First Place in *Monochrome Images* with Dunes and Clouds.



DUNES AND CLOUDS, Larry Petterborg

PHOTOGRAPHIC SOCIETY OF AMERICA



<https://psa-photo.org/>

Photo Festival

2022 in Colorado Springs, Colorado
September 21 through September 24, 2022
Hotel: Doubletree Hotel, Colorado Springs, Colorado

<https://www.facebook.com/Photographic.Society.of.America>

ADOBE announces Creative Cloud Updates: Photoshop & Lightroom Applications

Adobe Photoshop 23 and Lightroom 11 were announced in October 2021.

**ABOUT PHOTOSHOP:
Feature Summary | Photoshop Desktop (October 2021 release)**

Adobe Launches Major Updates to Photoshop and Photoshop Express (PetaPixel)

Adobe Photoshop 2022 Top New Features in 9 Minutes! (Photoshop Training Channel)

**ABOUT LIGHTROOM:
Feature Summary | Lightroom Classic (October 2021 release)**


Lightroom Update: Better Masking, More Presets, and 'Community Remix' (PetaPixel)

Lightroom Classic v11 - The New Masking Tools (Julianne Kost)

Lightroom Masking - Biggest Change Ever (Matt Kloskowski)

What's New in Lightroom Classic 11 (October 2021 Update) (Matt Kloskowski)

OFFICERS 2021



**President
Elisabeth Shore**



**Vice President
Craig Rowen**



**Secretary/Treasurer
Brian Clark**



**Membership
Coordinator
Guy Huntley**



**Field Trip
Coordinator
Steven Earles**



**Webmaster
Rob Hull**



**Newsletter Editor
Nancy Mack**



**GSCCC Representative
Anita Oakley**



**Contest Co-Coordinator
Debbie Nielsen**



**Contest Co-Coordinator
Steven Earles**



**Refreshments
Open**

OFFICER POSITION	REPRESENTATIVE
President	Elisabeth Shore
Vice President	<u>Craig Rowen</u>
Secretary/Treasurer	Brian Clark
Membership Coordinator	Guy Huntley
Field Trip Coordinator	Steven Earles
Webmaster	<u>Rob Hull</u>
Newsletter Editor	<u>Nancy Mack</u>
GSCCC Representative	<u>Anita Oakley</u>
Contest Co-Coordinator	Debbie Nielsen
Contest Co-Coordinator	Steven Earles
Refreshments	Open until we return to in-person meetings



IMAGE SERIES, Bud Mallar