



Heard Nature Photographers

“Taking pictures is like tiptoeing into the kitchen late at night and stealing Oreo cookies.”

Diane Arbus

a little bit of winter!
beijing olympics
happy valentines day!

Meeting Date: Saturday, March 12, 2022, 2:00 pm, online

A ZOOM link will be sent by e-mail prior to meetings
In-person club events are canceled until further notice

February 2022
Volume 38 Issue 2
WINTER

www.heardnaturephotographers.com

IN THIS ISSUE

- Club Changes.....2
- New Officers.....2
- Website Explained.....3
- Meeting Schedule.....5
- Field Trip Information.....6
- Field Trip Schedule.....8
- Dallas Zoo Field Trip.....9
- Daffodil Farm Field Trip.....12
- Heard Nature Photo Contest.....17
- Contest Sponsors.....19
- Featured Members Article20
- Call for Slideshow Images.....51
- Membership Renewal.....51
- About the Club.....52
- Club Affiliates.....28
- Outside Contest Opportunity.....31
- Canon Workshop Opportunity.....32
- Caddo Lake Trip Images.....33
- Club Officers.....56



ANITA OAKLEY

CHANGES

Hi Everyone,

It sure seems like the weather and the pandemic are ganging up on us, doesn't it? Honey Grove was delayed, but we will still do that one of these days not too long in the future. Jackie and Steve are working hard to find field trips for us, and things will pick up soon. In the meantime, we have started posting field trip slideshows on our Vimeo site, and as each one is published, I'll be sending out a link. Also, Rob will put a link on our website. So far, we have had the Caddo Lake trip and the Japanese Gardens. More to come soon!

Finally, the web submission site for the contest is posted and will open on February 1st. I have started culling images for the contest, and I hope you all plan to enter as well. Even though we aren't using the Heard Museum for meetings right now, we want to stay in their good graces so that we can meet in person there as soon as it's safer!

Y'all take care and stay safe!

Anita

President:

Anita Oakley will take the president's responsibilities the first quarter,

Elisabeth Shore will for the second quarter.

Doug Boone has offered to take this position for the second half of the year.

Co-Vice Presidents:

Programs – David Duckworth
Equipment - Craig Rowen

Secretary/Treasurer: Brian Clark

Membership: Guy Huntley

Newsletter: Nancy Mack

Field Trip Co-Coordinator:

Steve Earles
Jackie Ranney

Refreshments: Linda Grigsby

Gulf States: JD Luttmer

We are looking forward to a substantially different, but better year. Thanks everyone for voting, and offering to help lead the club in 2022.

A Note from Webmaster Rob Hull

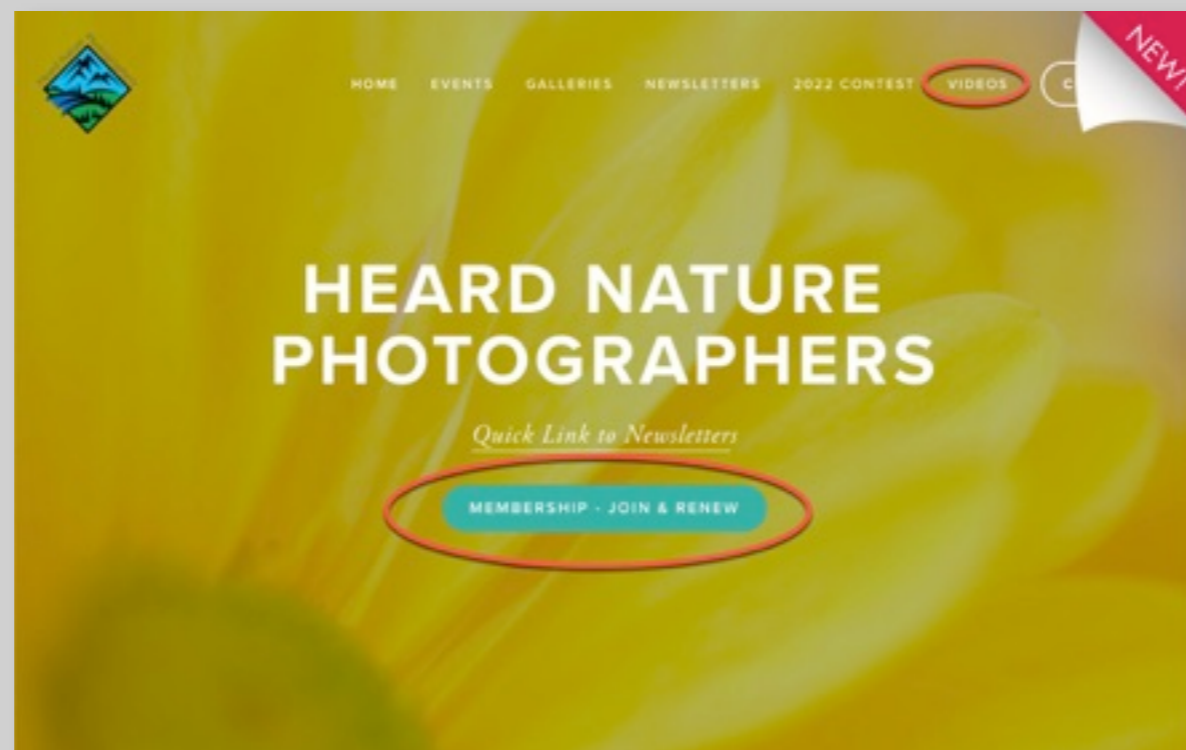
I have enjoyed photography since my early teens and joined the Heard Nature Photographers Club about 30 years ago. Today I am a professional photographer and I credit much of my development as a photographer to the club. During the meetings and outings everyone was so open and sharing. There were no secrets.

Today we are faced with a global pandemic that has shut down much of our in-person meetings and gatherings. This is so unfortunate because we lose so much when we can't meet.

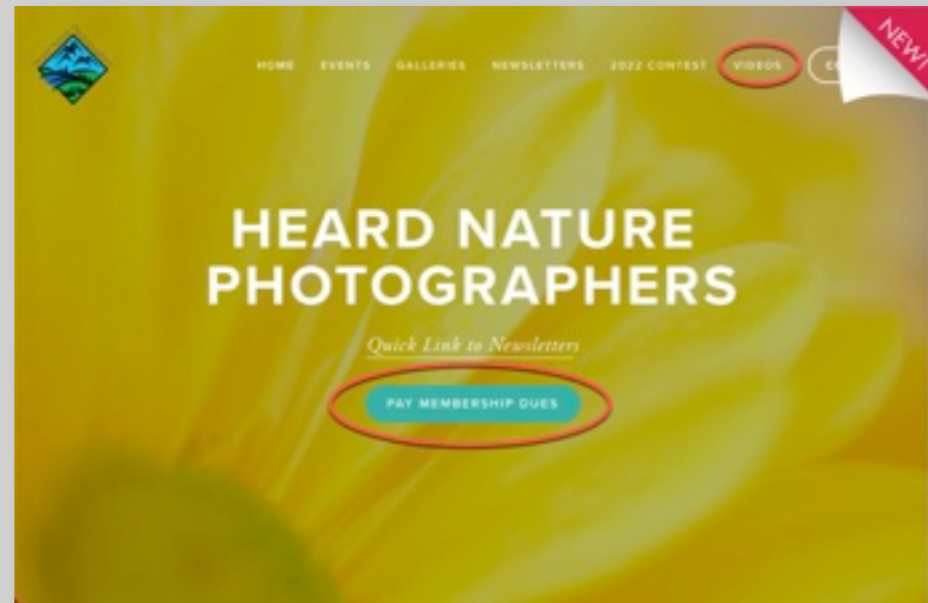
Until we can once again meet in person, we will be dependent on Zoom calls and the website. I've made a few changes to our website and wanted to share them with you.

First, you'll notice a new option on the main menu called Videos. This section is divided into two parts: **Meeting Videos** and **Educational Presentations**. For those meetings that are recorded, we'll be posting them under Meeting Videos. There is also educational video on specific topics that may be of interest to you.


Membership Simplified. Also on the home page is a link **Membership – Join & Renew**. This one link will take you to the page where you can join the club or renew your membership – all on one page.



Don't Forget to Scroll Down. This website design has a navigation menu at the top of the page, AND at the bottom of the page. So, don't forget to scroll down for more options.



My Menu Disappeared. The website design used for the club is one that dynamically changes depending on the device on which you view it. If you open the website on your desktop computer, you may see the top navigation menu spelled out across the screen. But, if you make the screen smaller, or view it on a tablet or smartphone, the menu will disappear. In its place you'll see a small graphic of three horizontal lines. If you click on those lines, the menu will open. It's magic.



Until we can once again meet in-person, take some time to learn from the **Videos** and the **Resources** and become inspired when you look through the galleries from our Member's Choice and the Contest.

Meetings

**NEXT MEETING: Saturday, MARCH 12, 2022,
2:00 pm by ZOOM**

**A link will be sent to your e-mail address.
Please be sure your membership is current.**

Heard Nature Photographers Meeting Schedule, 2022

February	NO MEETING	
March 12, 2022	Geoff Axtell	Topic: Open
April	NO MEETING	
May	NO MEETING	
June 11, 2022	Anita Oakley and Terree Stone	Topic: Grand Tetons/Yellowstone
July	NO MEETING	
August	NO MEETING	
September	TBD	

Field Trips

Hello everyone! What a year 2021 was!

We're excited to announce we will not only continue to offer field trips in 2022, but we are enhancing the program. Jackie Ranney and I (Steven Earles) teamed up and we are planning for the new year. Our goal is to have a weekend and a weekday trip for each month. The trips we plan may not be strictly nature. We will have a category of trips we will refer to as Nature Plus. In these trips the "hand of man" may be the prominent feature of the trip.

Announcements will be made by email blast to our paid membership and included in the newsletter. We are asking everyone to register through our website at <https://www.heardnaturephotographers.com/field-trips-1> .

By using this tool to register, it creates a database we can use to contact participants to announce changes or request images without blasting the entire club. Registering through the website will require you to agree to the Heard Nature Photographers liability waiver. Please use this process to help Jackie and I keep track of the trips. In some cases, we may have to limit the number of participants and the only way to get the exact meeting location and time is to enroll.

We have two field trips scheduled for FEBRUARY. [The first is a trip to the Dallas Zoo on Saturday, February 24.](#)

The second trip for FEBRUARY will be on [Saturday, February 26 at Keith Kridler Daffodil Farm.](#)

Save the dates November 4-5-6 for an away trip planned to [Beavers Bend State Park in Oklahoma.](#) If you are interested in this trip, it is recommended that you make lodging reservations now. It is a very popular fall destination so hotels, cabins and campsites will book early.

Field Trips

Well, it looks like January had a pretty rough start as far as our field trips go! Not exactly what we had anticipated so here's where we are at this point:

Honey Grove

Rescheduled for April 9. Registration is open now. Thanks to those of you who hung in there with us for a planned January trip. Temps in the 30's and the possibility of 45 mph wind gusts just weren't going to work. Thanks to those of you who responded to the cancellation notice with a "thank you". It was greatly appreciated.

Texas Discovery Gardens' Rosine Smith Sammons Butterfly House & Insectarium

With only two registrants and Steve's family emergency, it was necessary to cancel this event.

Chalk Ridge Falls Park

In spite of the glowing reviews on the Internet, a scouting trip proved that this was not ideal for our particular group. Trails in a lot of places have not been well maintained, access to get good shots of the falls included steep stairs with no handrails (or close bushes/trees to hang onto), steep inclines of dirt paths again with no close support, washed out places in the trails to the river. For a 2 ½ hour drive each way, there just was not enough to warrant a group visit for photographers. Thus, Honey Grove has been moved to the April 9 slot.

We are making progress on other events. As soon as all the arrangements are pulled together, registration notices will be issued.

Thanks to everyone for your patience as we work to find interesting subjects to share featuring both Nature and our Nature Plus! destinations.

Field Trip Co-Coordinator:

Steven Earles

Jackie Ranney

HEARD NATURE PHOTOGRAPHERS 2022 FIELD TRIP SCHEDULE

DATE	LOCATION	ADDRESS	WEBSITE
Thursday, February 24, 2022	<u>Dallas Zoo</u>	<u>650 S. R.L. Thornton Freeway</u>	
Saturday, February 26, 2022	<u>Keith Kridler Daffodil Farm</u>	<u>Mt. Pleasant, TX</u>	
Saturday, March 12, 2022	<u>Penn Farm & Cedar Hill State Park</u>	<u>570 West FM 1382, Cedar Hill, TX</u>	
Wednesday, March 23, 2022	<u>Breckenridge Park</u>	<u>3400 Park Vista Rd, Richardson, TX</u>	
Saturday, April 9, 2022 NATURE PLUS	<u>Honey Grove, TX</u>	<u>Honey Grove, TX</u>	Rescheduled from earlier due to bad weather +++NATURE PLUS+++
Wednesday, April 20, 2022 NATURE PLUS	<u>Mid America Flight Museum</u>	<u>602 Mike Hall Pkwy, Mount Pleasant, TX 75455</u>	+++NATURE PLUS+++ www.midamericaflightmuseum.com
Wednesday, May 4, 2022	<u>Ray Roberts State Park, Isle du Bois Unit</u>	<u>100 PW 4137, Pilot Point, TX</u>	
November 4-5-6, (Fri/Sat/Sun) 2022	<u>Beavers Bend State Park</u>	<u>Southeast Oklahoma</u>	

***NATURE PLUS is a designation for a field trip that includes “the hand of man” subject matter, in addition to nature

**HEARD NATURE PHOTOGRAPHERS!
FEBRUARY 24, 2022 DALLAS ZOO FIELD TRIP ANNOUNCEMENT**

DESTINATION: Dallas Zoo

650 S. R.L. Thornton Fwy. (I-35)

Dallas, TX



Patrick McCormick



Patrick McCormick



Guy Huntley

This 106-acre zoo was established in 1888 and is the oldest and largest zoological park in Texas. Founded in 1888 with two deer and two mountain lions, it is now home to over 2,000 animals representing 406 species. The Dallas Zoo is owned by the City of Dallas and managed by Dallas Zoo, Inc., a 501©3 non-profit organization.

DATE/TIME: Thursday, February 24, 2022 Arrive 9:00 a.m.

TICKETS: All tickets are \$8.00/pp during Penguin Days (now through February 28) presented by Highland Capital Philanthropies. Everyone must purchase their tickets on-line prior to arrival. Tickets are not available upon arrival.

Zoo members must also have tickets ahead of time. Go to: **Buy Tickets** for admission and parking tickets.



Patrick McCormick

COVID PRECAUTIONS: All visitors ages 2 and over must wear a mask while visiting indoor spaces/exhibits at the zoo.

LUNCH: Lunch plans will be announced at a later date for those who choose to participate (considering Covid conditions).

INTERESTING TIDBITS ABOUT THE ZOO:

https://en.wikipedia.org/wiki/Dallas_Zoo

The Zoo is kindly asking for our patience as they deal with staffing shortages and working through COVID exposure protocols. We may find areas within the Zoo and some amenities closed without advance notice.

SUGGESTED PHOTOGRAPHIC EQUIPMENT:

Tripod or monopod; telephoto lens. Dressing in layers is suggested. Comfortable walking shoes.



Guy Huntley

Please go to our website to register: <https://www.heardnaturephotographers.com/field-trips-1/2022/2/24/dallas-zoo>
Questions? Call me please! Final details will be sent to registrants a few days before the event.



Jackie Ranney
Field Trip Co-Coordinator/Trip Leader
214/478-2107
jackieranney@aol.com



FEBRUARY 26, 2022 FIELD TRIP ANNOUNCEMENT
Keith Kridler Daffodil Farm
Mt. Pleasant, TX

DESTINATION: The Kridler's Home/Daffodil Farm is in Mt. Pleasant - 2 ½ acres of "front yard" to roam PLUS his total 20 acres planted with TWO MILLION daffodils! (Note: It is all on private property).


DATE/TIME: February 26, 2022 Arrive 9:00 a.m.

DISTANCE: Mt. Pleasant is 2 hours from the Heard Natural Science Museum and Wildlife Sanctuary in McKinney. Please check **your chosen mapping program** to determine your travel time. This event is a day trip.

TICKETS: None Needed – there is no charge. However, our agreement with Keith is that each attendee share 2-3 of your images taken at the farm for him to use in his marketing (with your identifying information on each image). Instructions for submission will be provided at a later date.

WHAT CAN WE DO:

We can wander the planted areas and Keith has given permission for us to pick daffodils for staging our images. We may also bring "yard art" of our own, bonnets, baskets, ribbons or small backdrops...your choice (taking our items home when we leave). Keith also provides access to his enclosed patio for staged shots.



Keep in mind that we each need to have our own equipment for picking daffodils (scissors/sharp knife) and not just yank them out of the ground. Caution should be taken to not trample the plantings or otherwise damage the area. We are free to take the picked daffodils home at no charge.

LUNCH:

Lunch plans will be announced at a later date for those who choose to participate (considering Covid conditions).

How to harvest a daffodil blossom:

1. Use floral scissors or a very sharp knife.
2. **Gently** push the leaves around the base of the flower stem out of the way (not breaking the adjacent leaves).
3. Cut the stem as long or as short as you like being careful not to unearth the bulb.

**How to care for daffodils blooms once you are at home:**

Using a sharp knife or floral shears, cut stems underwater at a 45-degree angle so they don't sit flat on the bottom of the vase, for better water absorption. You can leave the protective husks on or gently remove them. Daffodils will last longer in shallow water. Keith suggests bringing a vase to contain your daffodils for the drive back to your home. He says they should last 6-7 days.

WHAT ELSE IS THERE TO PHOTOGRAPH?

Birds, frogs, a small wetlands area and a small children's playhouse (access inside not available). Although Keith has not yet seen them this year, the owl boxes are ready for their arrival. There are also bald eagles in the general area but not specifically on his property.



CARPOOLING: It would be helpful to carpool to this location. Although there is parking on the driveway in front of their home (for those with mobility issues), Mr. Kridler's construction company is adjacent to his home and has a parking lot large enough for 18-wheelers to turn around. However, we need to be aware there may be limited access on the day we are there. Attendees should make their own carpooling arrangements. (A list of attendees will be provided shortly before the event.)

SUGGESTED PHOTOGRAPHIC EQUIPMENT:

Tripod plus macro lens; perhaps a small reflector, small flash, telephoto zoom – the type of gear you would take to the Arboretum. Long lens for birds.

Additional suggested items: water, coffee/hot drink in an insulated container. Last time we did this it was really cold!



WHAT TO WEAR: We will be in pastureland for this shoot. Rubber boots or footwear that can get muddy and or wet and jeans are both highly recommended! (Mosquito spray has also been recommended – just in case.) Layering is also suggested.

VARIETIES OF DAFFODILS AT THE FARM:

There are over 1,000 different varieties/species of bulbs on their farm.

ABOUT OUR HOST – KEITH KRIDLER

Keith Kridler is a noted horticulturist, author, conservationist, and bulb expert. He holds floriculture and horticulture degrees from Texas A&M University and has served as an instructor at Louisiana State and Stephen F. Austin State universities. He is a graduate of the Benz School of Floral Design, member of the Garden Writers Association of America, lifetime member of the Native Plant Society of Texas and of the Southern Garden History Society. He is considered an expert on historic daffodils (any daffodils that were registered before 1940). Keith is a past president of the **Texas Daffodil Society** and is still an officer of the organization.



On the Flip Side!

In addition to his interest in daffodils, Keith is a life-long bird lover and bluebird enthusiast extraordinaire! Since 1979, Keith and his wife, Sandy, have fledged upwards of 1,200 bluebirds a year from trails around Mt. Pleasant and have donated thousands of nesting boxes to youth groups and landowners. His bluebird trail is the oldest and most productive in Texas and may well have fledged more birds than any other single trail in North America.

Keith is a Charter Member of the North American Bluebird Society (NABS) formed in 1978 and is co-founder of the Texas Bluebird Society. Keith is co-author for Cornell University's "The Bluebird Monitor's Guide". He is also the author of **The Bluebird Monitor's Guide to Bluebirds and Other Small Cavity Nesters.**

Please go to our website to register!

Questions? Call me please! Final details will be sent to registrants a few days before the event.

Jackie Ranney

Field Trip Co-Coordinator/Trip Leader

214/478-2107

jackieranney@aol.com

44th ANNUAL HEARD NATURE PHOTO CONTEST

SUBMIT YOUR BEST IMAGES

- 📷 Beginner and Experienced Photographers
- 📷 Youth and Adult Levels
- 📷 Nature-Related Categories

Contest fees are \$10/per submission for Adults or \$5/per submission for Youth

Awards for both Adult and Youth Divisions include 1st, 2nd and 3rd place winners in each contest Category for each contest Division*

Cash awards of \$100 to the Best of Show winners in each of the four contest Divisions

Submission Dates Feb 1-25, 2022

All contest proceeds benefit the Heard Natural Science Museum & Wildlife Sanctuary in McKinney, TX

Our 2021 Best of Show Winners

QR CODE FOR CONTEST INFO



FOLLOW US



www.heardnaturephotographers.com/about-the-contest

CONTEST SPONSORS



<https://competitivecameras.com/>

2025 Irving Blvd. Suite 107
Dallas, TX 75207
214-744-5511

sales@competitivecameras.com



<https://garlandcamera.net/>

1401 Northwest Highway @ Saturn
Garland, TX. 75041
972/278-0717

For your camera and other equipment needs, just talk to Steve Wright.

info@garlandcamera.net



<https://dunnbyrandall.zenfolio.com/>



<https://www.arlingtoncamera.com/shop/>

544 West Randal Mill Rd
Arlington, TX 76011



www.GreatPhotography.com

Yellowstone and Grand Tetons

ANITA OAKLEY and TERREE STONE

are this month's featured members.

This fall we did a landscape workshop with Mike Mezeul II in Yellowstone and Grand Teton National Parks. We planned two days in Yellowstone before the workshop began in Jackson, Wyoming, but as they say, the best laid plans...

We flew into Bozeman, Montana and drove down to West Yellowstone, where we had reservations for two nights. The next day we had a wonderful time scoping out the park. We went to Porcelain Basin, the Grand Canyon of the Yellowstone to photograph Yellowstone Falls and stopped wherever we found something interesting.

One great help was an app that Terree had on her iPhone called Gypsy Guide. It's like having your own tour guide. As you drive, the audio tour provides historical and geological background, and suggests points of interest. We highly recommend this application. There are tours available throughout the continental United States, Hawaii, and even some in Canada and Australia.



Anita Oakley



Terree Stone



Yellowstone, Anita Oakley

Yellowstone and Grand Tetons

We were surprised by the number of people still in Yellowstone NP after the start of school. Nowhere near as many tourists as during the summer, but far more than we expected. Having a National Park pass gets you into the park through a much faster checkpoint.

We thought we would get an overview of the park that day and then go into more depth the next day. But the weather was forecast to deteriorate during the next night, and significant snow was predicted. We decided it would be safer to go to Jackson so we wouldn't miss the start of our workshop. This left us with the better part of two days in Grand Teton before meeting Mike. We took a leisurely trip through the south entrance and Grand Teton NP to Jackson. The mountains were magnificent, with clouds tangled in their tops. There was quite a bit of fall color. We took the long way past Jenny Lake, visited Mormon Row for the famous Moulton Barn, and drove up to Oxbow Bend. We toured the National Museum of Wildlife Art, which was wonderful.



Moulton Barn, Terree Stone

Yellowstone and Grand Tetons

Our workshop consisted of Mike, 3 other participants, and one NPS (non-photographic spouse). It was a great group. As we hinted, the best laid plans assured that things wouldn't go according to the script. First, the weather did take a turn for the worse, and when we woke up the first day of the workshop the mountains were socked in. The second day we had snowfall. Instead of landscapes, we went looking for wildlife. Over three days in Grand Tetons, we found elk, moose, bear, eagles, fox, and antelope. Finally, the third morning we had a clear shot at the mountains for sunrise. We went to Cottonwood Creek and shot sunrise above a snowy pond and creek.

Then we moved up to Yellowstone, where there had been much more snow. We were fortunate to find eagles, wolves, otters, bison, Grizzly and one very cooperative coyote. It's amazing how much prettier the coyotes in Wyoming are than our rangy Texas variety.



Oxbow Bend, Terree Stone

Yellowstone and Grand Tetons

We shot Hayden Valley one day, and Lamar Valley the next. In Hayden Valley, we followed otters up the Yellowstone River, and wolves back down. Unfortunately, they stayed way up on a ridgeline where even Mike's 800mm lens wasn't enough. In Lamar Valley, several wolves crossed the road directly in front of us and joined the rest of their pack. They were playing in the field like puppies. Someone said, "There's a bear!" and sure enough, a bear was running on the far end of the clearing right next to some of the wolves. Terree caught a video of the bear and wolves running together.

We shot some of the geothermal features (think leading lines). The last morning, we had planned to go to Grand Prismatic Spring, but the fog was so thick we couldn't see it. So, we went looking for moody scenes and frosty bison. We were rewarded with both. We even found two bison resting by the road, hoar frost in their fur. Of course, we shot from the car, but even so we got some very nice shots. We also were able to shoot thick hoar frosted grass in a clearing with a stream flowing through it. It made for a great black and white conversion.



Yellowstone, Anita Oakley

Yellowstone and Grand Tetons

Our workshop ran from October 11-17, which was very late in the season. Jackson never shuts down, but all the restaurants in Grand Teton NP itself were closed. Most of the facilities in Yellowstone had already closed for the season. We stayed at the Old Faithful Snow Lodge cabins, which were quite nice, but the only restaurants open in the entire park were right there at Old Faithful Snow Lodge. We'd suggest going a week or two earlier, maybe the last of September. It was a great experience, and we wouldn't hesitate to go again, just not in the summer.

The Rustic Inn is a great place to stay in Jackson. Their accommodations are individual cabins, with all the amenities of a very nice hotel. They have a full-service spa, a nice dining room, and a cozy bar. They also serve an amazing complimentary breakfast until 10:00 AM. Of course, it's hard to stop photographing in time to get back for the great breakfast. :-)

One final word of caution: Food in area is extremely expensive. You can easily spend over \$40 for a meal for one person. It's possible that a little earlier in the season you could find less expensive meals, but it's a great idea to go to the grocery store and pick up snack foods. Budget wisely.



Yellowstone, Anita Oakley

Yellowstone and Grand Tetons

I would also recommend making a list of things you want to try to photograph on your trip. Search for photos on any website of the area and see if they have a list of specific locations; this could save you time. www.photohound.co is a great resource.

If you aren't a workshop person or it doesn't fit your budget – there are a lot of wildlife watching companies that take folks out to see the various animals in the area. We found out that most of them and some of the tour/workshop folks are all sharing information on animal locations. So maybe budgeting one day of wildlife watching with a local guide would be worth the money and you could go back to the same places on your own a different day.

There is so much to photograph in both Yellowstone and the Tetons that I would be prepared to photograph both animals and landscape images. You never know what is going to pop up around the next corner or over the next hill. We got a lot of great information from the groups of folks at the pullouts. At one of the pullouts we were talking to a group of folks that follow some of the wolf packs in the park. It was great to hear all the info they had to share about the packs.



Yellowstone, Terree Stone

Call for Slideshow Images

This is a reminder that we are looking for and accepting your images in the following categories to be part of the March meeting member slideshows. Please submit your images to Ron Marabito at remarabito@gmail.com by no later than Friday, February 25, so he can create a slideshow for our website.

1) Dallas Zoo, Keith Kridler Daffodil Farm

Reminder to please make sure you:

- Submit a maximum of 6 images
- Remember to name them properly; e.x.: RM01 thru RM06
- And last, but not least, images can come from any time period.

Any questions, please e-mail either:

Steve Earles (Field Trip Coordinator)
steven.earles@yahoo.com

for location/image content questions

Ron Marabito (Slideshow Coordinator)
remarabito@gmail.com for image sizing/formatting/
submission questions

NEW 2022 MEMBERSHIP RENEWAL \$10 PER YEAR

Thank You!! Thank you for being a supportive member of the Heard Nature Photographers Club. We really appreciate having you as a part of our growing family. Our association is better because of you.

Membership in the club is only \$10 each year. Use the [link](#) on this page to renew your membership.

Remember that, as a member, you can participate in some awesome field trips when the club once again meets in person. Our meeting speakers provide incredible insight into photography and our host, the [Heard Natural Science Museum](#), is an incredible facility.

Currently, members are able to take advantage of excellent speakers via ZOOM meetings and the club often meets in conjunction with area photography clubs while meetings are canceled.

If you are a first time member, you may want to read about the club. The [Heard Nature Photographers Club](#) is an auxiliary group of the [Heard Natural Science Museum](#), McKinney, Texas. [Click here for club bylaws and policies and procedures.](#)

[To renew, click on this link which will take you to the website.](#)

Membership is \$10. per year. You will be able to pay by credit card.

Dues can be paid via PayPal directly to membership@heardnaturephotographers.com

Other options are to send a check made payable to:
Heard Nature Photographers to:
Treasurer, Brian Clark
Heard Nature Photographers
441 Cherry Spring Drive
McKinney, TX 75072



HEARD NATURE PHOTOGRAPHERS

If you are a new member, or are renewing a long standing membership, you may want to visit our [“About”](#) Page. The Club is an auxiliary group hosted by the Heard Natural Science Museum in McKinney, TX. Here you will read the history of the club and see a map of the in-person (when available) meeting location on the Heard Natural Science Museum grounds.

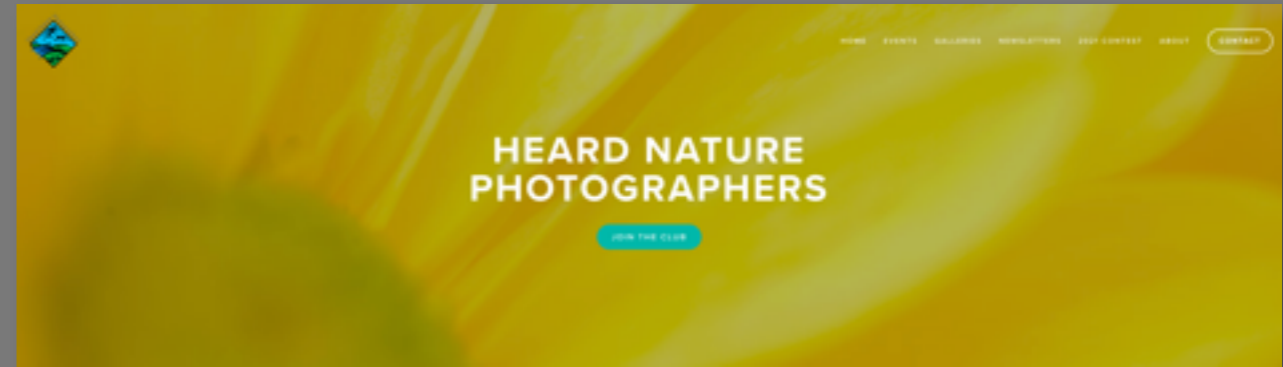
The club was established in 1981 and has served the nature photography enthusiast ever since. We are an affiliate of the [Photographic Society of America](#) and focus our attention on nature photography.

We have a distinguished list of [Honorary Life Members](#) and all [Past Presidents](#) are listed.

The [Bylaws and Policies](#) are also available.

Although meetings cannot be in person at this time, the [Heard Natural Science Museum and Wildlife Sanctuary](#) is currently open and we encourage you to grab your camera and take a winter walk! Visit their [FACEBOOK](#) page for updated activities.

[Membership to the Heard](#) is available at different price levels, as well as activities for all ages.



CLUB WEBSITE

The [Club website](#) has a wealth of information for both the new member and longstanding membership.

The [Meetings Page](#) has videos of the guest speakers who have presented on ZOOM since March 2020. Commentary and often photos are noted as well as contact information for speakers. Since most speakers are unable to lead workshops in the field, many of these professionals are offering free and/or subscription workshops online for the time being.

Under the [Videos: Educational Presentations](#) you will find a wealth of video clips and resources for the photographer.

[Galleries](#) features member photos from a variety of contests and events.

[Newsletters](#) are archived from 2015 through 2020.

SOCIAL MEDIA LINKS

Our Facebook page (Members Only):

<https://www.facebook.com/groups/HeardNP>

Instagram page:

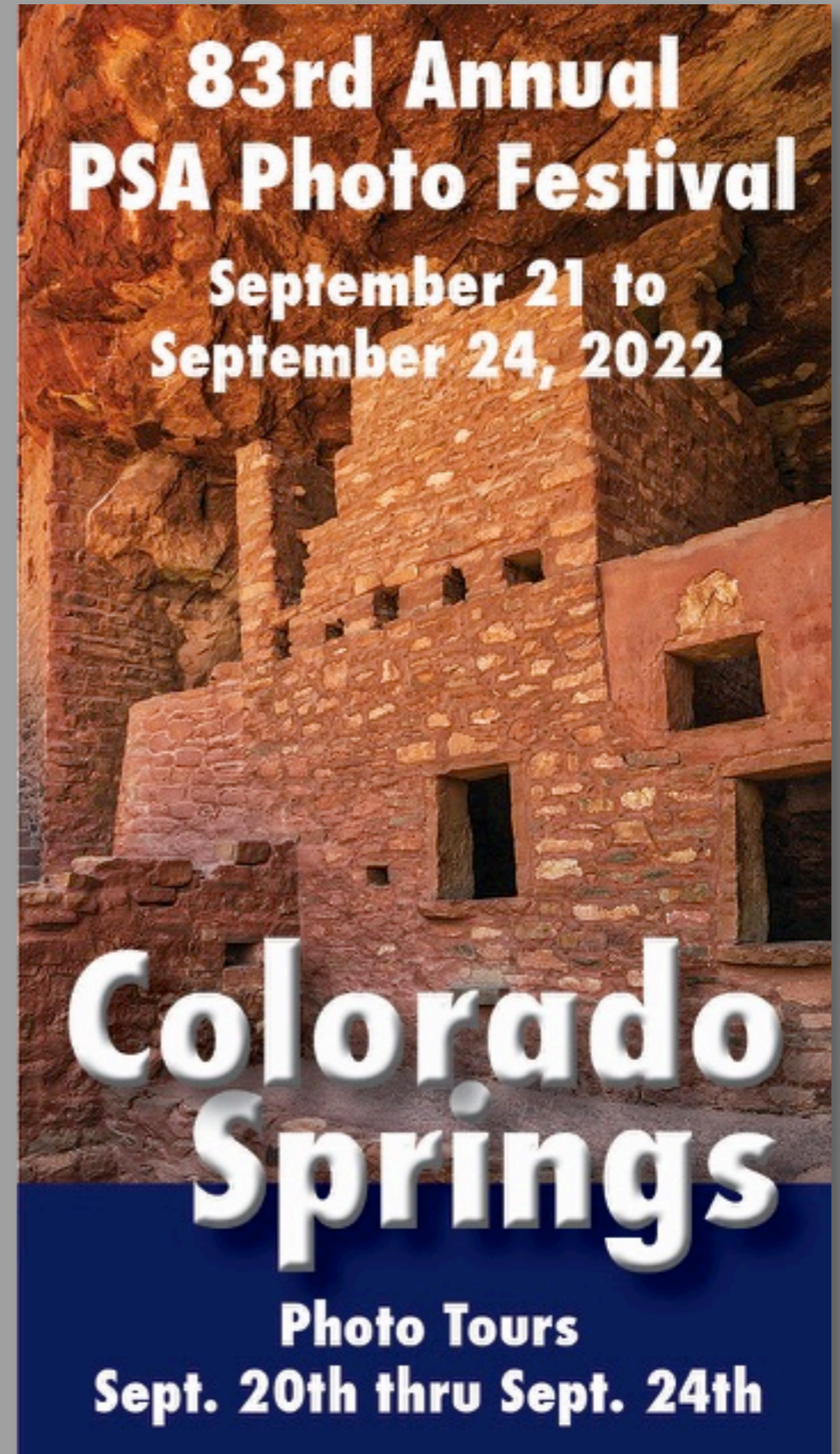
<https://www.instagram.com/explore/tags/heardnaturephotographers/>

**PHOTOGRAPHIC SOCIETY
OF AMERICA**



<https://psa-photo.org/>

The Photographic Society of America (PSA), founded in 1934, is a world-wide organization providing abundant resources for photographers, from the novice to the professional. PSA offers on-line learning, webinars, study groups, competitions, mentors and consultants. Membership is in over 80 countries, 5,000 members, 460 Camera Clubs and 12 Chapters across the United States.



83rd Annual PSA Photo Festival

**September 21 through September 24, 2022
Hotel: Doubletree Hotel, Colorado Springs, Colorado**

GULF STATES CAMERA CLUB



<http://www.gulfstatesccc.org/>

The Gulf States Camera Club Council (GSCCC) was organized at a meeting in Baton Rouge, LA in October, 1954 at the Old Louisiana State Capitol. This meeting took place on the occasion of the First Annual Gulf States Camera Club Photographic Exhibition held under the sponsorship of the Louisiana Art Commission. This annual photographic competition was continued by the Louisiana Art Commission until 1966.

Today 35 clubs from Louisiana, Mississippi, New Mexico, Oklahoma, and Texas continue the organization and the convention tradition.



CONVENTION 2022

April 7-9, 2022

Location

Marriott
5500 Hilton Ave, Baton Rouge, LA 70808
225-924-5000

Speakers

Lisa Langell, Alison Carlino, Sarah Barber, Jeremy Burnham, Jennifer Esneault, Cecil Holmes

Events

Competition - Free; conference sessions \$75; Extravaganza \$25; Awards Banquet \$45

Field trips

Baton Rouge Skyline Sunrise, Downtown Scavenger Hunt, Night Shoot- All included in conference fee

Agenda

tentative Schedule

Vendors

Arlington Camera, Miller's Imaging



<http://www.gulfstatesccc.org/>



LIFE IS A TRAIN - GET ONBOARD, Imran Shahab

Imran Shahab of HNPC won Second Alternate in the January GSCCC contest for his color image "Life is a train - get onboard".



Anita Oakley

CONTEST OPPORTUNITY

DEWITTCSHUTTERBUGS.COM

2022 DEWITT COUNTY SHUTTERBUGS

Photography Contest and Exhibition

//////

CUERO MUNICIPAL LIBRARY
ALL PHOTOS WELCOME
SPECIAL CATEGORY FOR 2022:
DEWITT COUNTY HISTORY

For rules and information contact:
Michele Bennett
dcshutterbugs@yahoo.com
Dianna Bartosh
diannabartosh@icloud.com

Accepting Entries
Feb. 16-March 23, 2022

Judging March 26, 2022

Display March 28-April 29,
2022

Canon Advanced Shooter

Longtime club member Rob Hull is hosting a special workshop just for Canon camera enthusiasts. You can join Rob for an intensive, hands-on, 2-day workshop that is laser-focused just on Canon cameras. The workshop is designed exclusively for Canon DSLR and Mirrorless camera shooters and it doesn't matter if you're a seasoned professional or an aspiring amateur, you will discover more about your camera than you ever thought possible.

The workshop is on March 12 & 13 in Coppell. Rob is joined by his business partner, Tony Corbell, and Bob Malish from Canon. Members of the Heard Nature Photographers Club can save \$50 when you register using the discount code FRIENDS. Because, well of course, we're friends.

To get more information or to register, visit Rob's website at: www.GreatPhotography.com



CADDO LAKE

Members took a Field Trip to Caddo Lake, December 3-5, 2021



Dr. Sudha Kankipati



Dr. Sudha Kankipati



Dennis Fritsche photography

Dennis Fritsche



Dennis Fritsche

Dennis Fritsche



Dr. Sudha Kankipati



Dr. Sudha Kankipati



© Janice Goetz

Janice Goetz



Wen Chi Lee

Wen Chi Lee



Dr. Sudha Kankipati



Wen Chi Lee



© Janice Goetz

Janice Goetz



Dennis Fritsche photography

Dennis Fritsche




Dr. Sudha Kankipati
Photography

Dr. Sudha Kankipati



© Janice Goetz



Anita Oakley
PHOTOGRAPHY

Anita Oakley




© Janice Goetz

Janice Goetz



Dennis Fritsche photography

Dennis Fritsche



© Janice Goetz

Janice Goetz



Dennis Fritsche photography

Dennis Fritsche



Anita Oakley
PHOTOGRAPHY

Anita Oakley



Dennis Fritsche photography

Dennis Fritsche



Anita Oakley

Anita Oakley



Dennis Fritsche photography

Dennis Fritsche





Dr. Sudha Kankipati



Anita Oakley
PHOTOGRAPHY

Anita Oakley



*Dr. Sudha Kankipati
Photography*

Dr. Sudha Kankipati




Anita Oakley



Anita Oakley



Dr. Sudha Kankipati



Caddo Lake, Wen Chi Lee

OFFICERS 2022

OFFICER POSITION	REPRESENTATIVE	REPRESENTATIVE	REPRESENTATIVE
President	Anita Oakley - MARCH	Elisabeth Shore - JUNE	Doug Boone - SEPTEMBER - DECEMBER
Vice President	David Duckworth - PRIMARY	Craig Rowen - Equipment Coordinator/ Back-Up	
Secretary/Treasurer	Brian Clark		
Membership/Marketing Coordinator	Guy Huntley		
Field Trip Coordinators - Co-Chairs	Steven Earles	Jackie Ranney	
Webmaster	<u>Rob Hull</u>		
Newsletter Editor	Nancy Mack		
GSCCC Representative	JD Luttmer		
Photo Contest Coordinator	Debbie Nielsen - 2022	Sherree Shafer - 2023	
Refreshments	Linda Grigsby - once we are back in-person		
Slide-Show Coordinator	Ron Maribito		



Coppell , TX, Snow 2010, Rob Hull