



Heard Nature Photographers

“It is an illusion that photos are made with the camera... they are made with the eye, heart and head.”

— Henri Cartier-Bresson

mardi gras
daylight savings begins
St. Patrick's Day

March 2022
Volume 38 Issue 3
SPRING

www.heardnaturephotographers.com

Meeting Date: Saturday, March 12, 2022, 2:00 pm, online

A ZOOM link will be sent by e-mail prior to meetings
In-person club events are canceled until further notice

IN THIS ISSUE

- President's Message.....2
- Meeting Schedule.....5
- Field Trip Information.....6
- March Speaker.....4
- Field Trip Schedule.....8
- Penn Farm Field Trip.....9
- Daffodil Farm Field Trip.....11
- Featured Member Article.....16
- Call for Slideshow Images.....29
- Membership Renewal.....29
- About the Club.....30
- Club Affiliates.....31
- Outside Contest Opportunity.....34
- Canon Workshop Opportunity.....35
- Winter Ice/Snow Images.....38
- Club Officers.....58
- FOR SALE.....59
- Trout Lily Season.....59



©Brigitte

FEEDING DURING THE ICE STORM, Brigitte Kiba

President's Message

President's letter:

It's hard to believe that we are already two full months into the new year.


By the time this goes to press the Heard contest will be over, but at this writing we have 40 entrants and 254 entries. It's not unusual for the last three or four days to bring in the bulk of the entries, so I'm not very worried.

It's been hard to get field trips off the ground because the weather simply refuses to cooperate. But as the spring goes on I'm sure that will ease up. I can't wait to go to Penn Farm and Honey Grove.

Finally, the board has been discussing when we can reasonably expect to start meeting in person, and we are hoping to be able to offer in person meetings with an option to attend virtually. It's working for Plano. We may even be able to continue having remote speakers, which would expand the pool of presenters exponentially.

In the meantime, thanks for your patience.

Anita



Stream, Rob Hull

...see his workshop, p 35

Meetings

**NEXT MEETING: Saturday, MARCH 12, 2022,
2:00 pm by ZOOM**

**A link will be sent to your e-mail address.
Please be sure your membership is current.**

Heard Nature Photographers Meeting Schedule, 2022

March 12, 2022	<u>Kathyrin Waddington</u>	Topic: How to photograph your local wildlife using the “Meet Your Neighbours Technique”
April	NO MEETING	
May	NO MEETING	
June 11, 2022	TBD	
July	NO MEETING	
August	NO MEETING	
September	TBD	
October	TBD	
November	TBD	
December	TBD	

MARCH SPEAKER

KATHERINE WADDINGTON

Topic:

How to photograph your local wildlife using the “Meet Your Neighbours Technique”.



My name is Katie Waddington and I've grown up in the South-West of France where my fascination with wildlife started.

As a child, the animals I would see the most were the ones in my garden. Insects have always been my main focus as they play a key role in our ecosystems and yet are so easily overlooked.

My passion is showing people the hidden world that is right under their noses by highlighting the beauty of smaller creatures. I love taking something that is mundane like seaweed or a detail on an insect and revealing its intricate patterns that escapes the naked eye.

[WEBSITE](#)



Katherine Waddington



News About Field Trip Registration

In the past, a procedure for field trip registration was instituted to make it easier for those of us who manage these events.....confirmations were automatically generated (both to the member and to the field trip coordinators), each registrant again digitally signed the club's Waiver of Liability. This made it possible for the field trip coordinators to run a report rather than manually tracking registrations. Fortunately, SquareSpace software offered this advantage (the same software the club uses for membership payment transactions). Even though there is no club-related charge for our field trips, it was the Commerce module that was the vehicle to make this happen thus the request for full information (name/address/etc.) each time registering for a field trip.

Over time, feedback has shown this process for field trip registrations was too cumbersome for members. After a discussion with Rob Hull, our webmaster, about options available to us in SquareSpace, it was decided to go back to a simpler process.

Going forward, the registration/sign up process requires the member to select the field trip they wish to attend, enter their name, email address, cell phone number and to agree that they have read the Club's Waiver of Liability. The final cell is the appropriate spot to enter a guest's name. (Non-member guests will be asked to sign the Waiver of Liability prior to attending the event). Lastly, an automatic email will be sent to the field trip email address for manual tracking. An email confirmation will manually be sent to each registrant but not necessarily on the day of registration.

Important: if you are registering for you and your spouse, please enter the spouse's name as the guest. (Since our membership is by couple rather than by individual, you will be acknowledging the waiver for both of you). This allows the coordinators to know how many participants to expect. This is especially important if the destination has a visitor limit.

IMPORTANT: if you have already signed up for a field trip, there is no need to do so again! However, if you aren't sure whether you signed up or not, feel free to do so again!

REMINDER ABOUT FIELD TRIPS READY FOR REGISTERING:

- o March 5 – Penn Farm
- o March 19 – Keith Kridler Daffodil Farm
- o April 9 – Honey Grove

Thanks for everyone's patience.

Jackie Ranney
Field Trip Co-Coordinator

HEARD NATURE PHOTOGRAPHERS 2022 FIELD TRIP SCHEDULE

DATE	LOCATION	ADDRESS	ADDITIONAL INFORMATION
Saturday, March 5, 2022	<u>Penn Farm & Cedar Hill State Park</u>	<u>570 West FM 1382, Cedar Hill, TX</u>	
Saturday, March 19 2022	<u>Keith Kridler Daffodil Farm</u>	<u>Mt. Pleasant, TX</u>	
Saturday, April 9, 2022 NATURE PLUS	<u>Honey Grove, TX</u>	<u>Honey Grove, TX</u>	Rescheduled from earlier due to bad weather +++NATURE PLUS+++
Wednesday, April 20, 2022 NATURE PLUS	<u>Mid America Flight Museum</u>	<u>602 Mike Hall Pkwy, Mount Pleasant, TX 75455</u>	+++NATURE PLUS+++ www.midamericaflightmuseum.com
Wednesday, May 4, 2022	<u>Ray Roberts State Park, Isle du Bois Unit</u>	<u>100 PW 4137, Pilot Point, TX</u>	
September 23, 2022 (Friday Night)	<u>Ft. Griffin State Historical Site: Milky Way Photography</u>	<u>1701 N. U.S. Hwy. 283 Albany, TX 76430</u>	Recommended as an overnight trip. Anita Oakley will lead this trip.
November 4-5-6, (Fri/Sat/Sun 2022	<u>Beavers Bend State Park</u>	<u>Southeast Oklahoma</u>	Recommend making lodging reservations ASAP. They fill fast.

***NATURE PLUS is a designation for a field trip that includes “the hand of man” subject matter, in addition to nature

SATURDAY, MARCH 5, 2022
FIELD TRIP ANNOUNCEMENT
PENN FARM AGRICULTURAL HISTORY CENTER
NATURE PLUS
1570 W. FM 1382
Cedar Hill, TX



DESTINATION: The History Center is a collection of reconstructed and historic buildings from the 1800's thru mid-1900's located within the Cedar Hill State Park. Photographic options....barns (yes, can go inside!), farm equipment (rust!), windmill, the Penn Family home, a "little red building", water well, fences.



DATE/TIME: Saturday, March 5, 2022 Arrive 8:00 am

COST: \$7/per person or your Texas Parks & Wildlife Annual Pass (covers driver and passengers in the same vehicle).


PARKING: Included in the entry fee.

RESERVATIONS:

Advance "Day Pass" reservations are highly recommended. According to the park office, March is a very busy time for them.

<https://www.reserveamerica.com/explore/cedar-hill-state-park/TX/1200114/overview>

(Select "Book a Day Pass")



LUNCH: Lunch plans will be announced at a later date for those who choose to participate (pending Covid conditions).

INTERESTING TIDBITS:


- <https://tpwd.texas.gov/state-parks/cedar-hill/cedar-hill-state-park-history>
- Self-guided walking tour of the Historical area:
https://tpwd.texas.gov/publications/pwdpubs/media/pwd_bk_p4503_0131s.pdf

SUGGESTED PHOTOGRAPHIC EQUIPMENT:

Tripod/monopod; a selection of lens, comfortable walking shoes, bottled water.

Please go to our website to register! Questions? Call me please! Final details will be sent to registrants a few days before the event.

Jackie Ranney
Field Trip Co-Coordinator/Trip Leader
214/478-2107
jackieranney@aol.com



*****NEW DATE*****

SATURDAY, MARCH 19, 2022
FIELD TRIP ANNOUNCEMENT
Keith Kridler Daffodil Farm
Mt. Pleasant, TX

DESTINATION: The Kridler's Home/Daffodil Farm is in Mt. Pleasant - 2 ½ acres of "front yard" to roam PLUS his total 20 acres planted with TWO MILLION daffodils! (Note: It is all on private property).


DATE/TIME: February 26, 2022 Arrive 9:00 am; Stay until 3:00 pm

DISTANCE: Mt. Pleasant is 2 hours from the Heard Natural Science Museum and Wildlife Sanctuary in McKinney. Please check **your chosen mapping program** to determine your travel time. This event is a day trip.

TICKETS: None Needed – there is no charge. However, our agreement with Keith is that each attendee share 2-3 of your images taken at the farm for him to use in his marketing (with your identifying information on each image). Instructions for submission will be provided at a later date.

WHAT CAN WE DO:

We can wander the planted areas and Keith has given permission for us to pick daffodils for staging our images. We may also bring "yard art" of our own, bonnets, baskets, ribbons or small backdrops...your choice (taking our items home when we leave). Keith also provides access to his enclosed patio for staged shots.



Keep in mind that we each need to have our own equipment for picking daffodils (scissors/sharp knife) and not just yank them out of the ground. Caution should be taken to not trample the plantings or otherwise damage the area. We are free to take the picked daffodils home at no charge.

LUNCH:

Lunch plans will be announced at a later date for those who choose to participate (considering Covid conditions).

How to harvest a daffodil blossom:

1. Use floral scissors or a very sharp knife.
2. **Gently** push the leaves around the base of the flower stem out of the way (not breaking the adjacent leaves).
3. Cut the stem as long or as short as you like being careful not to unearth the bulb.

**How to care for daffodils blooms once you are at home:**

Using a sharp knife or floral shears, cut stems underwater at a 45-degree angle so they don't sit flat on the bottom of the vase, for better water absorption. You can leave the protective husks on or gently remove them. Daffodils will last longer in shallow water. Keith suggests bringing a vase to contain your daffodils for the drive back to your home. He says they should last 6-7 days.

WHAT ELSE IS THERE TO PHOTOGRAPH?

Birds, frogs, a small wetlands area and a small children's playhouse (access inside not available). Although Keith has not yet seen them this year, the owl boxes are ready for their arrival. There are also bald eagles in the general area but not specifically on his property.



CARPOOLING: It would be helpful to carpool to this location. Although there is parking on the driveway in front of their home (for those with mobility issues), Mr. Kridler's construction company is adjacent to his home and has a parking lot large enough for 18-wheelers to turn around. However, we need to be aware there may be limited access on the day we are there. Attendees should make their own carpooling arrangements. (A list of attendees will be provided shortly before the event.)

SUGGESTED PHOTOGRAPHIC EQUIPMENT:

Tripod plus macro lens; perhaps a small reflector, small flash, telephoto zoom – the type of gear you would take to the Arboretum. Long lens for birds.

Additional suggested items: water, coffee/hot drink in an insulated container. Last time we did this it was really cold!



WHAT TO WEAR: We will be in pastureland for this shoot. Rubber boots or footwear that can get muddy and or wet and jeans are both highly recommended! (Mosquito spray has also been recommended – just in case.) Layering is also suggested.

VARIETIES OF DAFFODILS AT THE FARM:

There are over 1,000 different varieties/species of bulbs on their farm.

ABOUT OUR HOST – KEITH KRIDLER

Keith Kridler is a noted horticulturist, author, conservationist, and bulb expert. He holds floriculture and horticulture degrees from Texas A&M University and has served as an instructor at Louisiana State and Stephen F. Austin State universities. He is a graduate of the Benz School of Floral Design, member of the Garden Writers Association of America, lifetime member of the Native Plant Society of Texas and of the Southern Garden History Society. He is considered an expert on historic daffodils (any daffodils that were registered before 1940). Keith is a past president of the **Texas Daffodil Society** and is still an officer of the organization.



On the Flip Side!

In addition to his interest in daffodils, Keith is a life-long bird lover and bluebird enthusiast extraordinaire! Since 1979, Keith and his wife, Sandy, have fledged upwards of 1,200 bluebirds a year from trails around Mt. Pleasant and have donated thousands of nesting boxes to youth groups and landowners. His bluebird trail is the oldest and most productive in Texas and may well have fledged more birds than any other single trail in North America.

Keith is a Charter Member of the North American Bluebird Society (NABS) formed in 1978 and is co-founder of the Texas Bluebird Society. Keith is co-author for Cornell University's "The Bluebird Monitor's Guide". He is also the author of **The Bluebird Monitor's Guide to Bluebirds and Other Small Cavity Nesters.**

Please go to our website to register!

Questions? Call me please! Final details will be sent to registrants a few days before the event.

Jackie Ranney
Field Trip Co-Coordinator/Trip Leader
214/478-2107
jackieranney@aol.com

New Zealand

JD Luttmer

is this month's featured member.

I started dabbling in photography about 1980 when my wife Linda and I joined the Texas Instruments Camera Club. I learned a lot about photography basics and working in a dark room. And 42 years later I can truthfully say I have one year of experience 42 times over! But it was not until I retired in 2016 that I finally found enough time to get more involved in it. While I most enjoy landscape photography, I occasionally help with event photography as a volunteer for our church, the City of Richardson Parks Department, its Police Department and its Fire Department. I have a mirrorless Canon R5 and a Canon DSLR 5D Mark IV. I find that I rarely pick up the 5D since I obtained the R5. Anyone want to buy it?

These images are some that I captured on a 2017 photo workshop to the South Island of New Zealand, run by Kiwi pro photographer Phillip Bartlett. The country is absolutely beautiful, and Phillip transported Linda and me to some breathtaking sites by Toyota SUVs, boat and helicopter. It was a small group – Phillip, another driver and six photographers. Getting to the South Island was a pain in the kazoo thanks in large part to snafus by American Airlines – a story for another time.

I have found landscape photography particularly challenging due to cataracts, glaucoma and protanomaly, a type of red-green color blindness in which the red cones do not detect enough red and are too sensitive to greens. Linda has been quite helpful in ensuring the hues in my images are at least reasonable. I get a clue how far off some of my images are by the decibel level of her “OMG!” when she views those.



Map of New Zealand with trip locations.

New Zealand

We had many opportunities for photos of waterscapes, mountains and glaciers. The weather for the most part was cooperative. This image was taken near Mount Cook.



Stream near Mount. Cook, JD Luttmer

New Zealand

The South Island has multiple National Parks and we had the opportunity to visit a few. This image of the Eglington River was taken at Fiordland National Park. Getting to this location was only possible with the four wheel drive vehicles.



Eglington River - Fiordland National Park, JD Luttmer

New Zealand

The villages and farms we observed were marvelous and colorful. Curiously we saw few livestock, particularly sheep, except in a few areas of the island. This image was captured at sunrise overlooking a farming area. The tranquility of the location and the complimentary hues left me awestruck yet pensive.



View from Skippers Road Lookout, JD Luttmer

New Zealand

One of the locations we visited was a goldrush ghost town called Welshtown. There were numerous scenic views of mountains and valleys and several abandoned buildings.



Abandoned Miner's Camp - Welshtown, JD Luttmer

New Zealand

We had to cross several streams and pastures in the four wheel drive vehicles to arrive at this barn with Mount Cook in the background. I remember at the time our guide Phillip asking the group not to reveal the locations of several places he took us, including this one. Oh, and we did encounter about a dozen cows in this area. I think they wanted to pose!



Barn and Mount Cook, JD Luttmer

New Zealand

We took two helicopter rides during our time in New Zealand. One was to the Fox and Franz Josef glaciers to get images with the helicopter door removed. The second early morning ride was to Coromandel Peak for spectacular views of Lake Wanaka. Two images of Lake Wanaka are included here.



Lake Wanaka from Coromandel Peak, JD Luttmer



Glendhu and Roy's Bays - Lake Wanaka, JD Luttmer

New Zealand

Milford Sound was quite tranquil on our first morning there. We had spent the night in cabins near the water. Heavy cloud cover and wisps of fog early that morning produced a near monochrome view, hence this black and white image.



Milford Sound, JD Luttmer

New Zealand

Later that morning we took a cruise around Milford Sound for views of waterfalls and mountains. This image shows Commander Peak and a waterfall in the background. The wisps of clouds helped give this a surreal quality.



Commander Peak - Milford Sound, JD Luttmer

New Zealand

The waterfalls along Milford Sound were nothing short of majestic. The boat in this image of Stirling Falls gives a good idea of the scale of those. We had the option of being on the bow when the captain approached. The rain gear helped, but my camera sure needed considerable attention after that.



Stirling Falls - Milford Falls, JD Luttmer

New Zealand

The amount of water flowing down Stirling Falls was astonishing! This image was taken at 1/3200 sec in an attempt to capture it better. Notice the pattern of waves at the bottom. From the roar I suspect those are shock waves.



Stirling Falls - Close-up- Milford Falls, JD Luttmer

New Zealand

As the sun was setting, we captured images with strong complimentary colors. This image of the pancake rock formation and blowhole at sunset will be familiar to many club members.



Pancake Formation with Blowhole, JD Luttmer

New Zealand

Finally, no photo tour of New Zealand would be complete without an image of the famous Wanaka Tree. This willow is located at the southern end of Lake Wanaka, alone in the water and is a popular destination for tourists to take Instagram photos.



Wanaka Tree, JD Luttmer

Call for Slideshow Images

This is a reminder that we are looking for and accepting your images in the following categories to be part of the March meeting member slideshows. Please submit your images to Ron Marabito at remarabito@gmail.com by no later than Friday, March, 25, so he can create a slideshow for our website.

1) Dallas Zoo, Penn Farm, Keith Kridler Daffodil Farm

Reminder to please make sure you:

- Submit a maximum of 6 images
- Remember to name them properly; e.x.: RM01 thru RM06
- And last, but not least, images can come from any time period.

Any questions, please e-mail:

Jackie Ranney, Field Trip Coordinator
jackieranney@aol.com

or

Steven Earles, Field Trip Coordinator
steven.earles@yahoo.com
for location/image content questions

Ron Marabito (Slideshow Coordinator)
remarabito@gmail.com

for image sizing/formatting/submission questions

NEW **2022 MEMBERSHIP RENEWAL** **\$10 PER YEAR**

Thank You!! Thank you for being a supportive member of the Heard Nature Photographers Club. We really appreciate having you as a part of our growing family. Our association is better because of you.

Membership in the club is only \$10 each year. Use the [link](#) on this page to renew your membership.

Remember that, as a member, you can participate in some awesome field trips when the club once again meets in person. Our meeting speakers provide incredible insight into photography and our host, the [Heard Natural Science Museum](#), is an incredible facility.

Currently, members are able to take advantage of excellent speakers via ZOOM meetings and the club often meets in conjunction with area photography clubs while meetings are canceled.

If you are a first time member, you may want to read about the club. The [Heard Nature Photographers Club](#) is an auxiliary group of the [Heard Natural Science Museum](#), McKinney, Texas. [Click here for club bylaws and policies and procedures.](#)

[To renew, click on this link which will take you to the website.](#)

Membership is \$10. per year. You will be able to pay by credit card.

Dues can be paid via PayPal directly to membership@heardnaturephotographers.com

Other options are to send a check made payable to:
Heard Nature Photographers to:
Treasurer, Brian Clark
Heard Nature Photographers
441 Cherry Spring Drive
McKinney, TX 75072



HEARD NATURE PHOTOGRAPHERS

If you are a new member, or are renewing a long standing membership, you may want to visit our [“About”](#) Page. The Club is an auxiliary group hosted by the Heard Natural Science Museum in McKinney, TX. Here you will read the history of the club and see a map of the in-person (when available) meeting location on the Heard Natural Science Museum grounds.

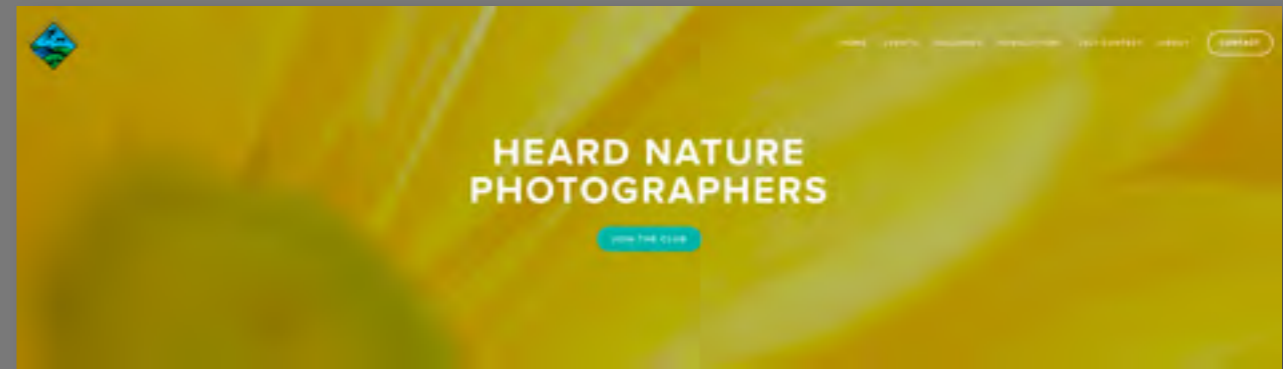
The club was established in 1981 and has served the nature photography enthusiast ever since. We are an affiliate of the [Photographic Society of America](#) and focus our attention on nature photography.

We have a distinguished list of [Honorary Life Members](#) and all [Past Presidents](#) are listed.

The [Bylaws and Policies](#) are also available.

Although meetings cannot be in person at this time, the [Heard Natural Science Museum and Wildlife Sanctuary](#) is currently open and we encourage you to grab your camera and take a winter walk! Visit their [FACEBOOK](#) page for updated activities.

[Membership to the Heard](#) is available at different price levels, as well as activities for all ages.



CLUB WEBSITE

The [Club website](#) has a wealth of information for both the new member and longstanding membership.

The [Meetings Page](#) has videos of the guest speakers who have presented on ZOOM since March 2020. Commentary and often photos are noted as well as contact information for speakers. Since most speakers are unable to lead workshops in the field, many of these professionals are offering free and/or subscription workshops online for the time being.

Under the [Videos: Educational Presentations](#) you will find a wealth of video clips and resources for the photographer.

[Galleries](#) features member photos from a variety of contests and events.

[Newsletters](#) are archived from 2015 through 2020.

SOCIAL MEDIA LINKS

Our Facebook page (Members Only):

<https://www.facebook.com/groups/HeardNP>

Instagram page:

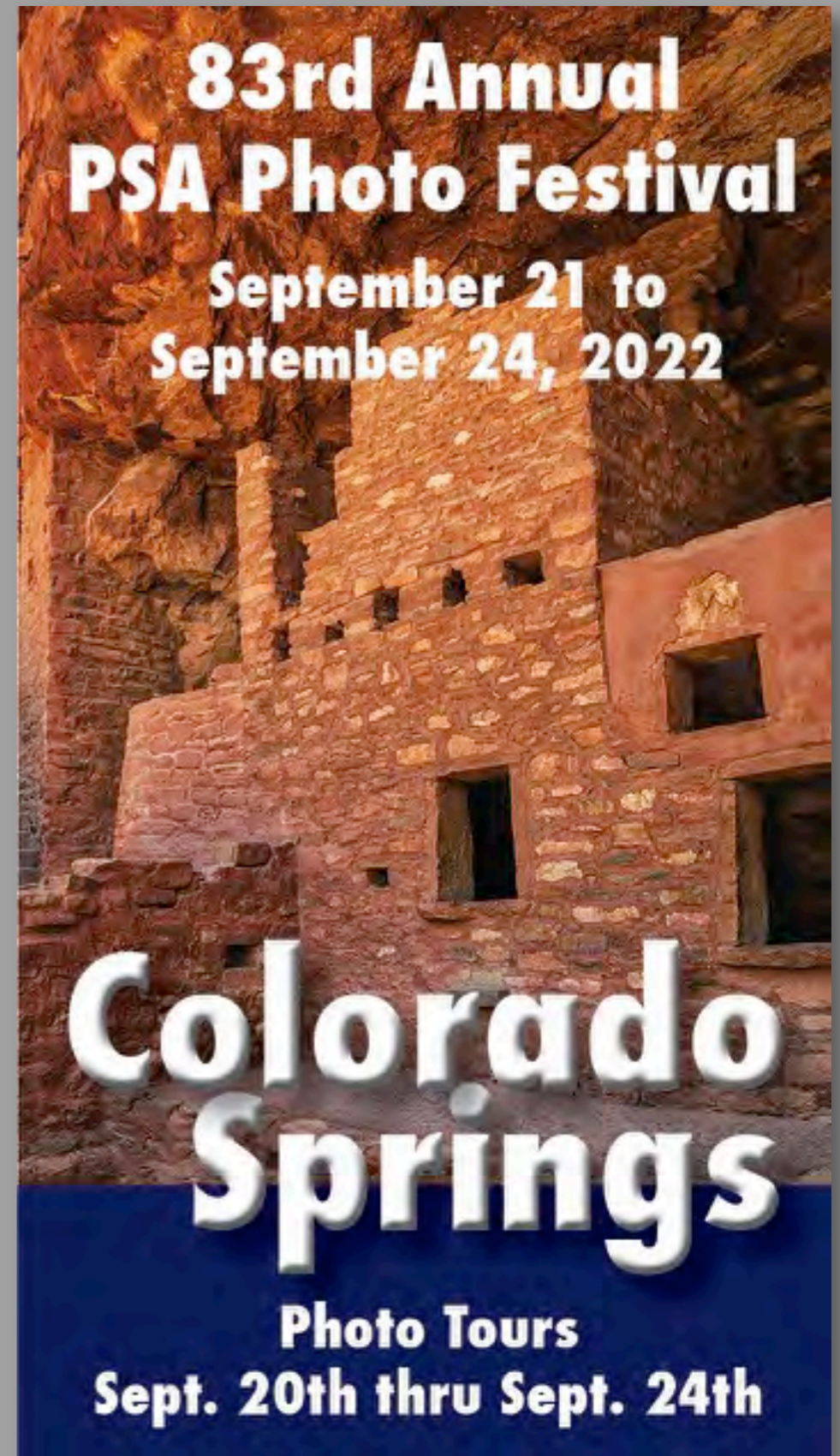
<https://www.instagram.com/explore/tags/heardnaturephotographers/>

PHOTOGRAPHIC SOCIETY OF AMERICA



<https://psa-photo.org/>

The Photographic Society of America (PSA), founded in 1934, is a world-wide organization providing abundant resources for photographers, from the novice to the professional. PSA offers on-line learning, webinars, study groups, competitions, mentors and consultants. Membership is in over 80 countries, 5,000 members, 460 Camera Clubs and 12 Chapters across the United States.



83rd Annual PSA Photo Festival

**September 21 through September 24, 2022
Hotel: Doubletree Hotel, Colorado Springs, Colorado**

GULF STATES CAMERA CLUB



<http://www.gulfstatesccc.org/>

The GSCC Heard Representative is JD Luttmer.

He can always use more images to submit. Remember, we may be a nature club but there's no reason you can submit other images. The four categories are Nature, Monochrome, Photojournalism, and Color. If you have primarily nature-related images that show the hand of man (like a fence, bridge, or road) I'll enter it in Color or Monochrome. Please send JPG images, 4000 pixels on the long side, and name them with the following naming convention:

Image Title~Your Name. Just email them to me at:

JDLuttmer@gmail.com.

The Gulf States Camera Club Council (GSCCC) was organized at a meeting in Baton Rouge, LA in October, 1954 at the Old Louisiana State Capitol. This meeting took place on the occasion of the First Annual Gulf States Camera Club Photographic Exhibition held under the sponsorship of the Louisiana Art Commission. This annual photographic competition was continued by the Louisiana Art Commission until 1966.

Today 35 clubs from Louisiana, Mississippi, New Mexico, Oklahoma, and Texas continue the organization and the convention tradition.



CONVENTION 2022

April 7-9, 2022

Location

Marriott
5500 Hilton Ave, Baton Rouge, LA 70808
225-924-5000

Speakers

Lisa Langell, Alison Carlino, Sarah Barber, Jeremy Burnham, Jennifer Esneault, Cecil Holmes

Events

Competition - Free; conference sessions \$75; Extravaganza \$25; Awards Banquet \$45

Field trips

Baton Rouge Skyline Sunrise, Downtown Scavenger Hunt, Night Shoot- All included in conference fee

Agenda

tentative Schedule

Vendors

Arlington Camera, Miller's Imaging

GULF STATES CAMERA CLUB



[Gulf States February Competition](#)



Flight: Alan Daniel

Two Eagles, One Perch: Alan Abair

Two HNPC members placed in the Nature Images category for the February 2022 GSCCC competition.

Alan Abair received 13 points and First Alternate for his image "Two Eagles One Perch".

Alan Daniel received 13 points and Third Place for this image "Flight".

Congratulations to both!

This month's competition was judged by the [Cowtown Camera Club](#).





Winter, Victor Stamp

CONTEST OPPORTUNITY

DEWITTCSHUTTERBUGS.COM

2022 DEWITT COUNTY SHUTTERBUGS

Photography Contest and Exhibition

//////

CUERO MUNICIPAL LIBRARY
ALL PHOTOS WELCOME
SPECIAL CATEGORY FOR 2022:
DEWITT COUNTY HISTORY

For rules and information contact:
Michele Bennett
dcshutterbugs@yahoo.com
Dianna Bartosh
diannabartosh@icloud.com

Accepting Entries
Feb. 16-March 23, 2022

Judging March 26, 2022

Display March 28-April 29,
2022

Canon Advanced Shooter

Longtime club member Rob Hull is hosting a special workshop just for Canon camera enthusiasts. You can join Rob for an intensive, hands-on, 2-day workshop that is laser-focused just on Canon cameras. The workshop is designed exclusively for Canon DSLR and Mirrorless camera shooters and it doesn't matter if you're a seasoned professional or an aspiring amateur, you will discover more about your camera than you ever thought possible.

The workshop is on March 12 & 13 in Coppell. Rob is joined by his business partner, Tony Corbell, and Bob Malish from Canon. Members of the Heard Nature Photographers Club can save \$50 when you register using the discount code FRIENDS. Because, well of course, we're friends.

To get more information or to register, visit Rob's website at: www.GreatPhotography.com



Rob Hull Images

ARCHES NATIONAL PARK



FRANCE



VERMONT

Storm Chasing Tours

Want to Go Storm Chasing With Jeremy Woodhouse?

July 2020 Plano Photography Club program guest [Jeremy Woodhouse](#) has made us aware that limited openings are now available in his **June 2022 storm chasing tours**.

The first of these (June 6-17, 2022) is a High Plains tour, which typically offers the best photo ops of the season. There will be frequent storm intercept opportunities in Colorado, Nebraska, and the Dakotas. Occasionally the tour will slip into Canada so you would need to bring your passport.

The other tour (June 18-25, 2022) offers the longest chase days of the year thanks to the summer solstice and includes frequent storm intercepts in eastern Colorado, Wyoming, Nebraska, the Dakotas, and Montana.

The storm chasing is led by the industry's most experienced staff and it includes lodging, weather briefings, free onboard Wi-Fi, photo tips from professional storm photographers, an exclusive chase team T-shirt, and much more. A chase will begin immediately following the mandatory 9:00 AM orientation on the arrival date.

If you're interested in taking part in this adventure, you can **learn more about the program(s) and reserve a spot** (subject to availability) at Jeremy's [PhotoTours website](#).



Stormchasing, Jeremy Woodhouse

North Texas Annual Ice & Snow Event

Nature has many scenes to exhibit,
and constantly draws a curtain
over this part or that. She is constantly
repainting the landscape
and all surfaces, dressing up some scenes
for our entertainment.

Lately we had a leafy wilderness;
now bare twigs begin to prevail,
and soon she will surprise us with a mantle of snow,
Some green she thinks so good for our eyes, that, like blue,
she never banishes it entirely from our eyes,
but has created evergreens.




Members submitted their ice/snow photos,
from Thursday February 3, 2022


Wanda Klimek

-Henry David Thoreau



Larry Petterborg





Larry Petterborg



© Larry Petterborg

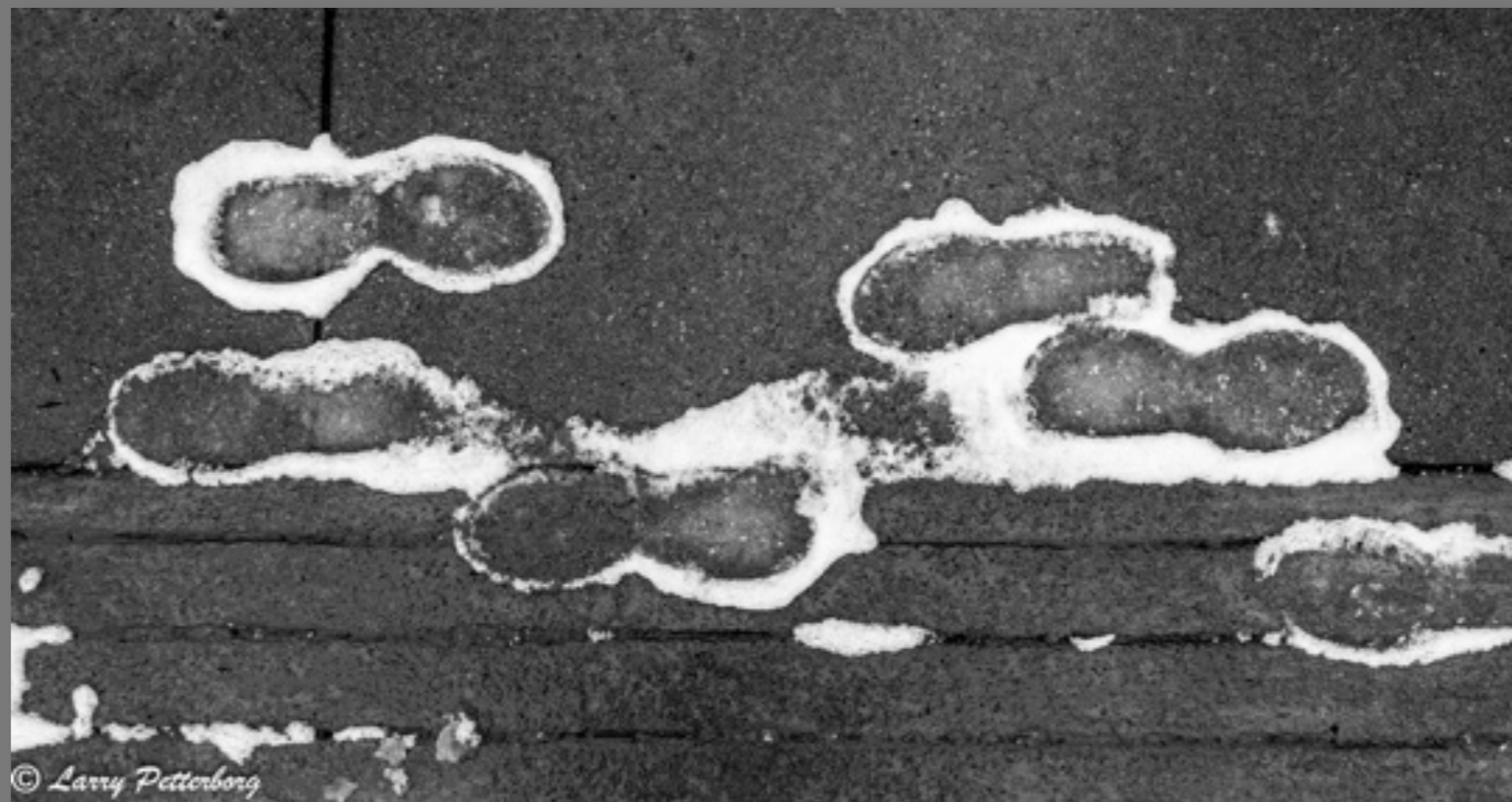



© Larry Petterborg

Larry Petterborg



Larry Petterborg





Wen Chi Lee



Nancy Mack



Victor S

Victor Stamp



Tom Heath



Tom Heath

Tom Heath





John Deal



Bridgette Kiba



Don Loucks



Don Loucks

Bridgette Kiba





Robert Green





Sharon Stanaland



Linda Grigsby



Janice Goetz



OFFICERS 2022

OFFICER POSITION	REPRESENTATIVE	REPRESENTATIVE	REPRESENTATIVE
President	Anita Oakley - MARCH	Elisabeth Shore - JUNE	Doug Boone - SEPTEMBER - DECEMBER
Vice President	David Duckworth - PRIMARY	Craig Rowen - Equipment Coordinator/ Back-Up	
Secretary/Treasurer	Brian Clark		
Membership/Marketing Coordinator	Guy Huntley		
Field Trip Coordinators - Co-Chairs	Steven Earles	Jackie Ranney	
Webmaster	<u>Rob Hull</u>		
Newsletter Editor	Nancy Mack		
GSCCC Representative	JD Luttmer		
Photo Contest Coordinator	Debbie Nielsen - 2022	Sherree Shafer - 2023	
Refreshments	Linda Grigsby - once we are back in-person		
Slide-Show Coordinator	Ron Maribito		

FOR SALE

Canon 6D Mark II Camera \$900

Canon 24-105mm f4 Lens \$800

Canon 100-400mm f4.5-5.6 Lens \$800

Canon 17-40mm f4 Lens \$400

Canon Teleconverter \$200

Contact:

"Michael Blachly"

<michaelblachly99@gmail.com>

TROUT LILY SEASON AT THE HEARD

Trout Lilies Trout Lilies in North Texas

Early spring at the Heard is synonymous with Trout Lilies! Emerging in February or March, before almost anything else has budded out, their spotted leaves and delightful small, white, down-turned flowers are a must for all nature lovers. But, you have to catch them quickly, because within a few weeks they disappear again.

Trout lilies bloom at the Heard in February and March. These small, native plants are a favorite harbinger of the coming spring among seasoned Heard visitors, volunteers and staff. When you spot them, please leave them where they are so that future generations can enjoy them. Their dainty, white flowers are accented by mottled, green leaves--the inspiration for the "trout" moniker.

These beautiful and delicate plants are just one of many things to watch for along our trails this time of year. Don't wait to view them--they're only visible for a short time.



Trout Lilies: Larry Petterborg



© Janice Goetz