

Heard  
Nature

# Photographers

The greatest value of a picture is when it forces us to notice what we never expected to see.

John Tukey

Next meeting August 12th  
(In the SRC at 10:00 AM)



August 2023

Volume 39, Issue 8

<http://www.heardnaturephotographers.com>

## In this issue...

President's Letter  
Vital Info  
Good to Know...  
Calendar at a Glance  
August Speaker  
Field Trips  
Workshop Opportunity  
GSCCC  
Featured Member  
Get the Most Out of Your Workshop  
AI is Here to Stay!  
What to Photograph in August  
Got Snacks?  
Lifetime Members  
Who's Who



**Ron Marabito**

# President's Letter

## Doug Boone



As you've seen we've been adding more field trips this year even though it's been extremely hot. To get a break from the heat the August meeting will be a combined meeting and workshop on table-top photography. Bring your cameras, tripods, and other gear to SRC at 10:00 AM

on Saturday, August 12 for an extended meeting so that people can have some time to play with the different stations, try new things, and exchange advice and ideas.

Be sure to sign up on the Field Trip page so we know how much pizza to order!

While you're on the Field Trip page check out the upcoming events to see if any are interesting to you. If you're interested in the Petit Jean trip you should make reservations as soon as possible. There are some in places to stay inside the park, but the nearest hotels outside the park are over an hour away, which will make for very long days. I did an online course by last month's speaker, Kathy Adams Clark, on bird photography through

Precision Camera of Austin. It was very good, and I was very impressed by the way she could talk about both Nikon and Canon cameras as far as settings and options. I don't know how much experience she has with the Olympus system, but most of us barely master our current system. Check out Precision Camera's web site for learning opportunities. They have both online and in-person events, and I've always found that the in-person events were worth the trip when combined with visits to the gardens in the Austin area.

I went to the Blackland Prairie Raptor Center last weekend for a set up photo event. They had to do it early in the morning so that the birds wouldn't be too negatively affected by the heat, so you might want to check ahead if you're planning any trips to zoos to see what their policy is about allowing animals out in the heat. Some zoos will keep the larger animals indoors to avoid heat fatigue and most animals will be pretty lethargic as temperatures rise, just like me.

## Vital Info

### Meetings:

Our meetings are held on the second Saturday of each month, in Laughlin Hall at the Heard. Any exceptions to the meeting location are announced in the newsletter and email.

### Website and Facebook:

There is always good information on the club website. We also have a Facebook page where members are encouraged to share images, meetups, and share information.



Alan Daniel

# Good to Know...

## Online Training

The Plano and Dallas clubs team up for online training a couple of times a month, and we have been invited to join them. Prior classes have included *The Impact of Monochrome/Black and White*, *Seeing Beyond the Subject*, *Composition*, lessons on Lightroom and Photoshop and much more. I can't wait to see what this month brings. We'll send out a blast with the links.

## Newsletter 101

This document is an interactive PDF. If you click on an item under "In this issue" it will take you to that page. Hyperlinks will take you to the appropriate website. Clicking the HNP logo button at the bottom of the page will take you back to home.

Headings are color coded by subject. Educational items are tan, general info cobalt, field trips red, etc.

The newsletter is only as valuable as the infor-

mation in it. Please contribute images, stories, trip reports, and anything you can share.

## At the Heard

On our meeting days you can take advantage of the grounds at the Heard even if you aren't a member.

The Heard sanctuary has five habitats including Blackland prairie, wetlands, bottomland forest, upland forest and white rock escarpment. Each habitat is unique and offers a variety of plants and animals that live in specific environments.

If you would like to join the Heard and visit the rest of the month, memberships are only \$70 a year, or \$50 for those of us over 60.

## Nature Photo Ops

While DFW isn't thought of as a great nature photography destination like our national parks, it does offer some surprising locations. It's hard to plan field trips in advance during

the summer, but when we get that unexpected cool front, you might want to visit one of these places. When you do, please send your shots to Anita Oakley for the newsletter, and JD Luttmer for Gulf States!

**Arbor Hills Nature Preserve:** 6701 W. Parker Rd., Plano

**Cedar Ridge Preserve:** 7171 Mountain Creek Parkway, Dallas

**Texas Discovery Gardens and Butterfly House:** 3601 Martin Luther King Jr. Blvd., Dallas  
**Lewisville Lake**

**Fort Worth Nature Center & Refuge:** 9601 Fossil Ridge Rd., Fort Worth

**River Legacy Park:** 703 NW Green Oaks Blvd., Arlington

**Texas Buckeye Trail:** 6714 Bexar St., Dallas

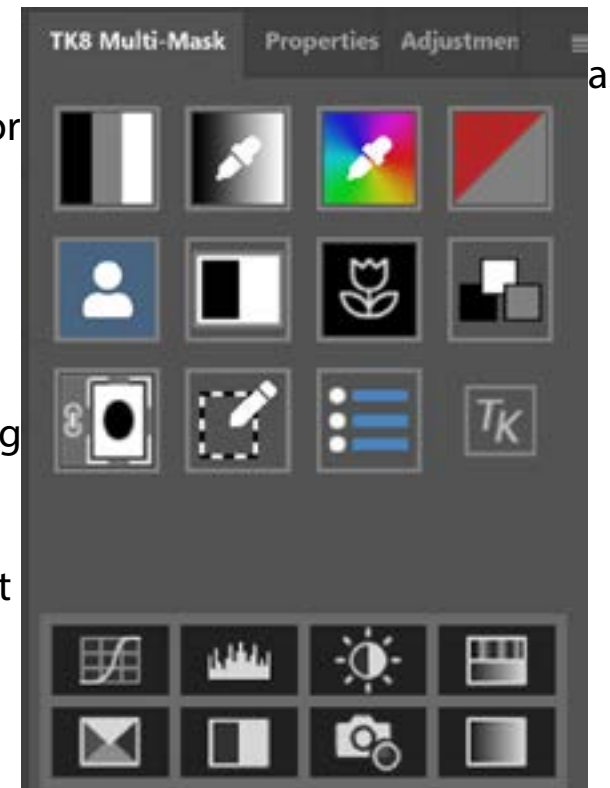
# Just For You...



We arranged a 15% discount on Tony Kuyper's TK8 plug-ins for Photoshop. However, just this week TK9 released, and for a limited time, everything on Tony's site is 25% off! That's a better deal, for sure. If you are interested in working with luminosity and color masking, this is a great opportunity to dig right in. Add code 25TK9 when you check out.

The main feature of the TK9 plugin - which works on both Windows and Mac computers - is its ability to make highly selective pixel-based masks, such as luminosity masks. But that's just the beginning. TK9 also makes masks based on color channels, hue, color, saturation, vibrance, and the user's own alpha channels, which can all facilitate color grading. You can modify the masks and output to the current layer, an adjustment layer, a channel, burn or dodge layer, etc.

In addition to the masking features, there are a slew of actions in the TK9 Combo panel that will do everything from starting a new panel, show and hide the marching ants, create a freehand vignette or spotlight, and dozens of other handy things.



Below you will find some resources where you can learn more about the TK9 plugin so you can decide how it might fit into your post-processing workflow:

[TK9 Panels and Videos](#)

[What's new in TK9](#)

[Getting Started \(With TK8, but it all applies\)](#)

# Calendar at a Glance

## August

**8/12: Meeting and Table-top workshop** - Let your hair down and try water drops, back-lit flowers, and learn about Lightroom and Photoshop tools. 9:00 setup, 10:00 - 1:30 in the SRC, teardown 1:30-2:00.

## September

**9/9: Meeting** - Jen Strongin with "Above Water Tidal Pool Photography." 10:00 - 12:00 in Laughlin Hall

**9/16:** Field trip to Hagerman - time TBD. meet at the visitor center parking lot.

## October

**10/7: Lewisville Lake Environmental Learning Center** - 7:00 - 201 E. Jones St, Lewisville. Six trails, each with its own ecosystem.

**10/14: Meeting** - Sean Fitzgerald on Prairie Photography.- "As a North Texan, prairie is my identity, my history, the little bit of earth and sky to which I anchor."

**10/27-29: Petit Jean State Park** - 1285 Petit Jean Mountain Rd, Morrilton, AR

## November

**11/4: Fort Worth Nature Center and Refuge** - Forests, prairies, and wetlands make this a great place for nature photography. Step back in time and experience what the Fort Worth/Dallas Metroplex was like in the early 20th century.

**11/11: Meeting** - Jason Weingart presenting "Tornado Adventures" Jason Weingart travels over 50,000 miles each year in search of new and compelling images. You will find him from vast landscapes, to the edge of molten lava, beneath spinning supercell thunderstorms, and the darkest places on Earth.

**11/15 - 12/5: Submit images for Members' Choice** - Instructions to come.

## December

**12/9: Meeting** - This is our annual Members' Choice meeting. The club buys BBQ meats, and everyone brings a favorite side or desert. After lunch we vote on the image we choose to represent the club for 2024



**Sean Fitzgerald**



**Jason Weingart**



**Jen Strongin**

# August Speaker

## David Duckworth

### Our August Speaker is our own Craig Rowen, who will be sharing Lightroom and Photoshop Tools and Tips!



I grew up in northwestern Indiana, have been living in north central Texas since 1974. My interest in photography started while in the Army and stationed in Germany where I had an opportunity to take a dark-room-based photography class. I learned to develop black and white film, and played with color photography before


being transferred. At the time I could not afford a 35mm SLR, so I was content using a small 110-format film camera with 24 frames per cartridge. After finishing my "extended vacation" with the Army, I attended Purdue University and graduated with a bachelor degree in engineering and a master degree from University of Texas



Dallas. Worked at Texas Instruments starting in 1974. With a real job, I could finally afford a 35mm camera, and settled on a Canon AE-1. I still have that camera and the lenses plus a number of other cameras I inherited including a 8x10 billows camera. At that time I primarily shot color slides, and those were mostly of family. My initial foray into digital photography



was with small, early, point-and-shoot cameras back around the turn of the millennium: first, some flavor or early Nikon Coolpix followed by a Canon PowerShot A95. I eventually got a Canon EOS 70D. I currently shoot with a Canon EOS R5. Now that he is a dyed-in-the-wool digital guy, I prefer to shoot raw images editing in Adobe Lightroom and Adobe Photoshop. I enjoy sharing images electronically, and also enjoy printing my images. My primary photographic interests are nature, landscape, macro/micro, and night photography. I also enjoy walk-arounds and shooting cityscapes.



# Scheduled Speakers

## David Duckworth

| <b>Date</b>   | <b>Speaker</b>  | <b>Subject</b>                               |
|---------------|-----------------|--|
| Aug. 8, 2023  | Craig Rowen     | Lightroom/Photoshop useful tools and tricks. |
| Sept. 9, 2023 | Jen Strogon     | Above water photography of tidal pools.      |
| Oct. 14, 2023 | Sean Fitzgerald | Prairie Photography                          |
| Nov. 11, 2023 | Jason Weingart  | Tornado Adventures                           |
| Dec. 9, 2023  | N/A             | Members' Choice                              |

# Field Trips

## August 12th:

It's hot out there folks, so we are going to turn our August meeting into a tabletop photo workshop. David Duckworth and Anita Oakley organizing. Craig Rowen will have a classroom setup for his presentation on Lightroom and Photoshop tools. *Terree Stone will provide a station with flowers in Ice. Dennis Fritshe will do oil on water. Brian Clark has offered to set up backlit flowers and fruit. Guy Huntley will teach you to shoot water drops. Anita Oakley has recorded a session on TK8. We also have arranged a discount code for the TK8 plug-in. Use Plano15 at checkout.*



If you have a favorite table-top subject and would be willing to share it with everyone, please contact Anita Oakley, David Duckworth or Doug Boone. We would like to have at least 6 tables in the main room.

## September 16th

Terree Stone is in charge of the field trip for September. We'll be going to the [Hagerman National Wildlife Refuge](#).

(Time to be announced.) *Featuring 11,000 acres of outdoor recreation opportunities, Hagerman NWR is an excellent destination for Birding and Wildlife Viewing.* The Hagerman club is having a photo contest, so this will be the perfect opportunity to get some shots to enter. Their contest, like ours, is a benefit for their sponsor organization. Contest info at the [FOH Website](#)



## October 7th

We will make up the postponed June field trip to [Lewisville Lake Environmental Learning Center](#). Anita Oakley leading. Meet at 8:00 by the pavillion. *With over 6 miles of hiking trails, LLELA is positioned where the Blackland Prairie mingles with the dry upland forests of the Eastern Cross Timbers. The Elm Fork of the Trinity River, with its surrounding bottomland forests, winds through the middle of these two ecosystems.*



# Field Trips

## October 27-29

Petit Jean State Park - If you haven't signed up yet, be sure to do that and find accommodations soon! Here is the [park's website](#). *Rising 1,120 feet above the Arkansas River Valley, Petit Jean Mountain offers sweeping views and many overlooks from which to enjoy them. The park mirrors the mountain's rugged beauty with its rustic-style, native log and stone facilities constructed by the Civilian Conservation Corps (CCC) beginning in 1933.*

The CCC built trails, roads, bridges, cabins, and the focal point of the park, historic Mather Lodge, a 24-room lodge overlooking Cedar Creek Canyon with a restaurant, meeting rooms, and gift shop. The fireplace in the lobby serves as a welcoming gathering place in the winter.



Enjoy over 20 miles of hiking trails that will lead you through Petit Jean's natural and historic resources. Walk to the spectacular 95 foot Cedar Falls, one of the most spectacular waterfalls in Arkan-

sas, meander through ancient geology on the Seven Hollows Trail, or enter Rock House Cave and view ancient pictographs.

## November 4th

Fort Worth Nature Center and Refuge - Meet in the parking lot of the Hardwicke Interpretive Center at 8:00 AM. Jackie Ranney is the leader on this one.

*Forests, prairies, and wetlands, oh my! Step back in time and experience what the Fort Worth/Dallas Metroplex was like in the early 20th century. At its current state, the FWNC&R covers 3,621 acres and includes over 20 miles of hiking trails, making the park one of the largest city-owned nature centers in the United States.*



# Workshop Opportunity

## Cowboys and Canyonlands with Russell and Jeremy

### COWBOYS AND CANYONLANDS OF THE TEXAS PANHANDLE

8/13-17, and 11/27-12.1: saddle up for a West Texas adventure! The Cowboys & Canyonlands itinerary is a unique one. Come and join professional photographers Jeremy Woodhouse and Russell Graves as we explore the rugged cattle country of the Texas Rolling Plains.

When people think of Texas, this is the part of Texas they invariably think of - big, wide open skies, fat cattle grazing on grass, and rugged landscapes that you see in Western movies. As such, this workshop is full of photographic opportunities. For five days, we'll photograph austere canyon lands, wildlife such as prairie dogs, bison, and maybe the distinctive Texas horned lizard (horny toad to the locals). We'll explore small towns that time has forgotten. We'll take in the night skies in a part of Texas that's dark and mysterious. You'll see stars so plentiful you can almost reach out and grab them!

Finally, we'll explore the cowboy culture by photographing real working cowboys as they go about their daily chores. To add to the charm of this one-of-a-kind workshop, we'll even treat you to an authentic chuck wagon meal served out on the range.

Based in the Texas Panhandle town of Childress, you will have five days packed full of photographic opportunities. You'll get great shots, learn a lot about photography and the area's culture, and, most importantly, make friends with like-minded people from around the country.

So come and join us!

For additional details and to sign up, click [HERE](#)

If you have any questions, send me an email or call Russell Graves at 806.280.8007



# Other Workshops

## Photo Artistry Workshop

Lisa Langell  
Bosque del Apache, NM  
Nov 30-Dec 4, 2023  
Dec 10-14, 2023

The “Photo Artistry” workshop series which features instruction, inspiration and camaraderie designed to bring about more artistry in your images! This workshop will be held at Bosque del Apache National Wildlife Refuge in Socorro, NM and nearby areas. Each workshop is open to (8) participants.

## Magic of Alaska: 2024

Lisa Langel  
June 2-7

Lisa Langell’s “Magic of Alaska” photography experiences are completely unique, one-of-a-kind, small and very private. No other tour exists like it!

You will have access to several unique locations that other tours do not offer and will be carefully and joyfully guided through the best wildlife and nature along the Kenai Peninsula, Gulf of Alaska, and Lake Clark National Park.

## Tour the Oregon Coastline

Mike Mezeul  
September 8-14, 2024  
Class size: 6, 2 spots open

The Oregon coastline is one of the most beautiful coastlines within the United States. From dramatic cliffs, to mysteriously shaped sea stacks, historic lighthouses, islands and more, there are endless opportunities to fill your memory cards with beautiful images!



# GSCCC

J.D. Luttmer

In the Gulf States Camera Club Council's July Competition, Alan Daniel received 3rd Place for his Photojournalism image "Kiss Goodbye". Robert Green won 2nd Honorable Mention for his image "Rock, Paper, Scissors" in the Photojournalism category. Ron Varley received 1st Alternate for his Color image "Curious Turtle". Congratulations to all!



**Alan Daniel**



**Robert Green**



**Ron Varley**

# Featured Member

## Ron Marabito



“Hello fellow photographers! I am Ron Marabito, one of a couple old folks in this club, and I have been asked to be the guest photographer of the month.

I currently produce the monthly slide-shows. I do this to keep me active, since I can't participate in active shooting anymore. I have held the office of Treasurer, President and Field Trip Coordinator which I served as for 10 years. I loved it!

I got my start in photography in the 1960's. I kept photo records of buildings that I designed. I used 35mm film cameras and some medium format recording my travels. I wanted to be able to go back and enjoy them from time to time. I have visited all the states except one and all the provinces of Canada except for one. I have been in Mexico, Germany, Iraq and Greece also. I started showing my images in the early 80's and found the competition to be overwhelming. I decided I needed something to set me apart from the crowd. My brainstorming created my “Photo Escapes”, a combination of art and photography. I have included a couple of them with this article.

Thanks for putting up with me. Enjoy the images.”

Editor's note: Putting up with Ron has never been difficult. He has been a member of the Heard Nature Photographers since 2004. He was awarded Lifetime Membership in 2011 in thanks for the service he provided to the club. Over the years he has presented several programs, led countless field trips, taught classes, and still mentors other members.



# Featured Member

## Ron Maribito



# Get the Most Out of Your Workshop

## Alan Abair

Adapted with permission from the "Capturing Nature Podcast" by Lee Hoy.

<https://leehoyphotography.com/index.php/capturing-nature-podcast-episodes/>

You've invested a lot of money on a workshop. You've anticipated it for months, you've got all your gear cleaned and prepped, your backpack is crammed full, and you're ready to go. But how do you get the most out of that workshop. And just importantly, how do you allow the other people on workshop to do the same. Let's face it, most workshops are a group activity; cooperation between participants is one of the keys to making it a fun and successful workshop.

Here are Lee Hoy's 10 tips for what you can do as a workshop participant to help make a workshop successful:

**1. Do your research** on the workshop. Research the workshop, the workshop company, and the workshop leader before you book it. Make sure you're signing up for a photography workshop, not just a generic tour or a birding tour. Make sure the group size is appro-



Alan Abair

the  
face

priate. Make sure it fits with your needs and provides the photo opportunities you desire.

**2. Ask questions.** You paid for the experience, but you also paid for the workshop leader's knowledge. Don't be afraid to ask about something you don't understand or that you are struggling with. This doesn't mean interrupting all the time or missing a shot, but when opportunities present themselves, by all means, ask questions.

**3. Share the spot.** If you find a good spot with good angles, get your shots then step back and allow others to use the spot.



Alan Abair

**4. Be on time.** Your time is no more important than any one else's; being late is disrespectful to the group and the workshop leader. In fact, there are leaders who will leave you behind rather than cause the whole group to be late for something.



Alan Abair

**5. If you're the type that likes to wander and move away from the group, wander behind the group.** If you get ahead of the group, you could possibly spoil landscape shots (footprints in snow or sand) or flush animals out of their cover, causing the other participants to miss the shot.

**6. On international trips, remember that you are no longer in the United States.** Things are going to be different. Service may not be as quick; facilities might not be as private. Manage your expectations, relax, be patient, and be polite. Roll with the changes, and enjoy the differences.

# Get the Most Out of Your Workshop (Cont.)

Alan Abair

## 9. Make sure you can handle the physical demands

of the trip. Be honest with yourself, assess your capabilities, and be sure you are able to do the activities the workshop requires. This could include hiking, being at elevation, kneeling, or any number of other things. Different workshops have different levels of requirements, and it's better to under-estimate your abilities than over-estimate.

**10. Engage with the other participants** on the workshop. Show interest in others. Ask about their lives. Don't be the type that only talks about themselves. You might make a great friend and photography buddy. Some of the best workshops are where there is good camaraderie between the participants.

*Lee's podcasts, workshop schedule, and portfolio can be found at [www.leehoyphotography.com](http://www.leehoyphotography.com).*



Alan Abair

**Editor's note:** Also, before international trips, search local etiquette. There's a reason people in other countries sometimes cringe to see Americans come to visit.

## Lee Hoy Workshops



Lee Hoy

Lee Hoy leads workshops all over the world. Here is a sampling of his 2024 trips:

**Zimbabwe & Zambia, Wet Season:** January

**Yellowstone in Winter:** w/ Dawn Wilson, January

**Belize: Birds & Monkeys:** March

**Alaska: Inside Passage:** May

**Big Bend Summer Storms & Starry Skies:** July

**Grand Teton & Yellowstone (OM System):** October

**Panama Birds & Frogs Photography:** November

**Christmas in Grand Teton NP:** November/December



Lee Hoy



# AI is Here to Stay!

## Anita Oakley

### Are you ready?

It all started with Topaz. The wonderful plug-ins for Photoshop and Lightroom that give us noise-free images without losing detail and sharpen a slightly soft image or one with just a touch of motion blur. Then they came out with Gigapixel AI, and if you needed a high quality upscale of your pictures, it was as simple as a click of the mouse (well, maybe two or three).



Then Lightroom got into the act with Denoise (so much better than the original noise reduction). It also added Enhance as an answer to Gigapixel AI. And Photoshop added the Remove tool. Finally you can take distracting elements out of your images easily and seamlessly!

But wait - there's more! The next thing coming down the pike is called Generative Fill. This isn't something that you can use on images for competition, (it's against the rules). But if you

need to extend the sky to give the subject of your image a little headroom, Generative Fill can do the trick without making the clouds look funky. Or, in my case, this lightning/sunset shot from Nebraska has always bugged the heck out of me because I inadvertently cut off the bottom the nearest fence post. What to do, what to do?

Before Generative fill, I could have tried cloning or Content Aware Fill, but that isn't very satisfactory on large areas. I loaded the Beta version of Photoshop, extended the canvas, and used generative fill. That almost worked; the field was filled in beautifully. But it extended the darned fence post, too. So I had to do a little cloning to add grass around the bottom of the post, but overall the effect was pretty darned good! Here is the result.



Then I tried selecting a blank document and typing in the Generative Fill box, asking for a snowy road leading to a red barn, which I posted on our Facebook page. Asking for horses in a field of flowers gave me the image you see below.



# Waterdrop Photography, Anyone Can Do It!

## Guy Huntley




At the Tabletop workshop this month Guy Huntley will be sharing his techniques for water drop photography. Here's a little article to get you started:

Equipment requirements are very accomodating. Any camera will do. Even a phone although we've never tried it. The only limitation is the lens. The tight confines of the room will likely require the lens to be less than two feet from the drop. The size of the room will be an issue. The setup around the dining room table where these pictures were taken has more space. The closest focus of most long telephoto lenses is much more than 2 feet.

We will need a camera, a lens, and a tripod. The tripod is required to maintain focus on the drop.



Our camera settings will be manual all the way. The room will be dim. The settings are: F / 22, ISO 100, 2 sec exposure. An exposure without the



flash will be totally black. I will say "shoot" and sometime within the next two seconds will release the water drop. A 1/8000 second flash exposure will freeze the splash.

The depth of field for a 100mm lens at 1-1/2' is 7/8". That is less than 1/2" before and behind the focal point. Maintaining focus is

critical! We will focus in a weight before the water drop. Focal lengths for roughly 250 images range from 100mm to 500mm. Most pictures are in the 100mm to 200mm range.



# What to Photograph in August

- Aug 1st - The First Supermoon
- Aug 5th - The Summer Sizzler at Audubon Park
- Aug 5th-12th - The Milky Way
- Aug 12 - Hatch Chili Fest at the Grand Prairie Farmer's Market
- Aug 12th - The Water Lantern Festival at Rowlett Community Park
- Aug 12th-13th The Perseids meteor shower
- Aug 19th - The Hot Trot race at Norbuck Park
- Aug 31st - Another supermoon

# Got Snacks?

**We have a time-honored tradition at the Heard of sharing a bite to eat and some great conversation after the meeting. Won't you sign up to bring something to share next month? There's a signup sheet by the food.**



# Lifetime Members

Several decades ago our club established the Honorary Lifetime Membership award to recognize and honor members who had made substantial (out of the ordinary) contributions to the photo club and to nature photography, spanning over a number years.

Since its inception, we have honored the following people with this award:

- Ernestine Freeman
- Dr. Harold Laughlin
- Harold Green
- Kay Griffith
- Rob Hull
- Ron Marabito
- Jim Ross
- Ed Pierce
- Larry Petterborg
- Terree Stone
- Anita Oakley
- Jackie Ranney
- Peter Gilbert

There are details about each person's service on our website.

# Who's Who

| Position                            | Contact         |
|-------------------------------------|-----------------|
| President                           | Doug Boone      |
| VP                                  | David Duckworth |
| Equipment coordinator and backup VP | Craig Rowen     |
| Secretary/Treasurer                 | Brian Clark     |
| Membership/Marketing Coordinator    | Guy Huntley     |
| Field trip Coordinator              | Steven Earles   |
| Webmaster                           | Rob Hull        |
| Newsletter Editor                   | Anita Oakley    |
| GSCCC Representative                | J. D. Luttmer   |
| Photo Contest Coordinator           | Anita Oakley    |
| Refreshments                        | Linda Grigsby   |
| Slide Show Coordinator              | Ron Marabito    |

**There are links to email board members on the club website. If the person you need to reach isn't listed there, reach out to any board member who is listed.**



**The last word... This month's final image was captured by Ron Varley along the Saint John River .**